

Form No.
908045
Revision B

1410

Manure Spreader

Mechanical & Hydraulic Drive



PARTS MANUAL

GEHL® AGRICULTURE

Introduction

When ordering service parts, specify the correct part number, full description, quantity required, the unit model number and serial number. For your safety and continued proper operation, use only genuine GEHL service parts.

The Manure Spreader model and serial numbers for this unit are on a decal located on the left side of the main frame at the front left corner of the box. “Right” and “left” are determined from a position standing behind the Manure Spreader.

GEHL Company reserves the right to make changes or improvements in the design or construction of any part of the unit without incurring the obligation to install such changes on any previously delivered units.

NOTE: *On original tire replacement, company policy prohibits the sale of replacement tires for all GEHL machinery. Replacement wheel sets are available and tire size information is called out with the wheel sets to facilitate replacement tire selection. ALL REPLACEMENT TIRES MUST BE PURCHASED LOCALLY.*

Refer to the abbreviations table located on this page for the various fastener descriptions. Standard attaching hardware torque values are also provided on the inside back cover.

In the exploded view parts list, Reference Numbers may have additional information following the Reference Number.

A tear drop symbol will indicate an application of a “wet” product such as oil, and the number inside the tear drop will correspond to the description in the Parts List.

Also, a number inside a hexagon will be the torque value required, in foot-pounds, on the associated Reference Number. Items shown in the parts list that do not have Reference Numbers are shown for reference purposes only and are NOT available for purchase.

Unless otherwise specified, all capscrews or bolts are Grade 5, cadmium or zinc plated; hexagon nuts for Grade 5 capscrews or bolts are Grade B; hexagon nuts for other capscrews or bolts are Grade A.

NOTE: *The following abbreviations may be used herein:*

AR	- As Required
ASSD	- Assembled
ASSY	- Assembly
CB	- Carriage Bolt
CCW	- Counterclockwise
CP	- Cotter Pin
CS	- Capscrew (Hexagon Head)
CTR	- Center
CW	- Clockwise
DEG	- Degree
DIA	- Diameter
FCS	- Flanged Capscrew
FHMS	- Flat Head Machine Screw
FL	- Flanged
FLN	- Flanged Lock Nut (Hexagon)
FLS	- Flanged Lock Screw (Hexagon)
FW	- Flat Washer
GA	- Gauge
GR	- Grade
HD	- Hard or Head
HN	- Hex Nut
INCL	- Includes
JT	- Joint
LG	- Large
LH	- Left Hand
LN	- Lock Nut
LW	- Lock Washer
M	- Metric
MM/mm	- Millimeter
NF	- National Fine
NS	- Not Serviced
PB	- Plow Bolt
PTO	- Power Take Off
RH	- Right Hand
RHMS	- Round Head Machine Screw
RPM	- Revolutions Per Minute
RT	- Right
SERR	- Serrated
SHCS	- Socket Head Capscrew
SHSS	- Socket Head Set Screw
SN	- Serial Number or Slotted Nut
SQ	- Square
T	- Tooth or Teeth
TFS	- Thread Forming Screw
THMS	- Truss Head Machine Screw
THRD	- Thread
WLDMT	- Weldment
#	- Number
	- Torque Required in foot-pounds
	- Indicates a Fluid Application

TABLE OF CONTENTS

Introduction	Inside Front Cover
Table of Contents	1
Decal Locations	2-3
PTO	4-5
Hitch Frame & Jack	6-7
Main Frame, Floor, Axle Beam & Hub Assembly	8-9
Single Apron & Apron Chains	10-11
Double Apron Shafts	12-13
Apron Controls	14-15
Apron Control Hydraulic Cylinder	16-17
Front Drive	18-19
Apron & Beater Drive (Mechanical Drive)	20-23
Beater Drive Gearbox	24-25
Apron Drive Gearbox (Mechanical Drive)	26-27
Hydraulic Apron Drive - Flow Control Valve	28-29
Hydraulic Apron Drive - Rear Drive	30-31
Hydraulic Drive Motor	32-33
Flow Control Valve	34-35
Apron Drive Gearbox (Hydraulic Drive)	36-37
Front Endgate	38-39
Front & Side Shields	40-41
Side Sheets & Rear Supports	42-43
Beater	44-45
Upper Beater	46-47
Litter Pan	48-49
Hydraulic Endgate	50-51
Endgate Hydraulic Cylinder	52-53
Options & Accessories	54-58
Transport Lights	54-57
Safety Chain	58
Alphabetical Index	59
Numerical Index	60-67
Hydraulic Fitting Torque Data	68
Standard Hardware Torque Specifications	Inside Back Cover

DECAL LOCATIONS

GENERAL INFORMATION

Decal location information is provided to assist in the proper selection and application of new decals, in the event the original decals become damaged or the machine is repainted. Refer to the listing for the illustration reference number, part number, description and quantity of each decal provided in the kit. Refer to the appropriate illustrations for replacement locations.

NOTE: Refer to the *SAFETY* chapter for specific information on the safety decals in the decal kits.

To ensure proper selection for correct replacement decals, compare all of the various close-up location illustrations of the machine **BEFORE** starting to refinish the unit. Then circle each pictured decal, applicable to your machine, while checking off its part number in the listing. After verifying all the decals needed for replacement, set aside any unneeded decals for disposal.

NEW DECAL APPLICATION

Surfaces **MUST** be free from dirt, dust, grease and other foreign material before applying the new decal. To apply a solid-formed decal, remove the smaller portion of the decal backing paper and apply this part of the exposed adhesive backing to the clean surface while maintaining proper position and alignment. Slowly peel off the other portion of the backing paper while applying hand pressure to smooth out the decal surface.



WARNING

ALWAYS observe safety precautions listed on decals. If decals become damaged, or if the unit is repainted, replace the decals. If repainting, **BE SURE** that **ALL** decals from the kits that apply to your machine are affixed to your unit.

The decal kit part number for the 1410 Manure Spreader is 143383. The kit includes the following:

Ref. No.	Part No.	Description & Quantity
01	145216	Red Reflector Strip (2 Places)
02	145217	Amber Reflector Strip (3 Places)
03	091444	DANGER - Rotating Component
04	093020	Lubrication Symbol
05	093366	IMPORTANT - Store Manual Here
06	093367	WARNING - Owner's Responsibility & Read Manual
07	093373	WARNING - General Safety Precautions
08	093457	WARNING - Keep Door Closed (2 Places) (3 Places on units with Upper Beater)
09	094913	GEHL 3-1/4 x 15-1/4"
10	142984	540 RPM
	143002	1000 RPM
11	142985	Keep Well Lubricated
12	143000	Indicator Arrow
13	143001	150 ft-lb Wheel Bolt torque (HD Wheels)
14	143003	Apron Speed Selector Control (Hydraulic Apron Drive Models)
15	143004	Apron Speed Selector Control (Standard PTO Apron Drive Models)
16	143005	DANGER - NO RIDERS
17	143008	120 ft-lb Wheel Bolt torque (Std Wheels)









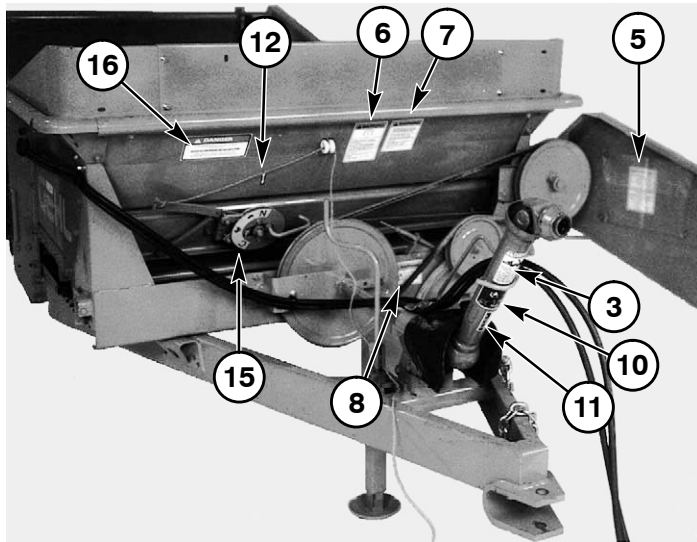
The following decals are not included in the above kit but may be needed to complete the decaling of your unit.

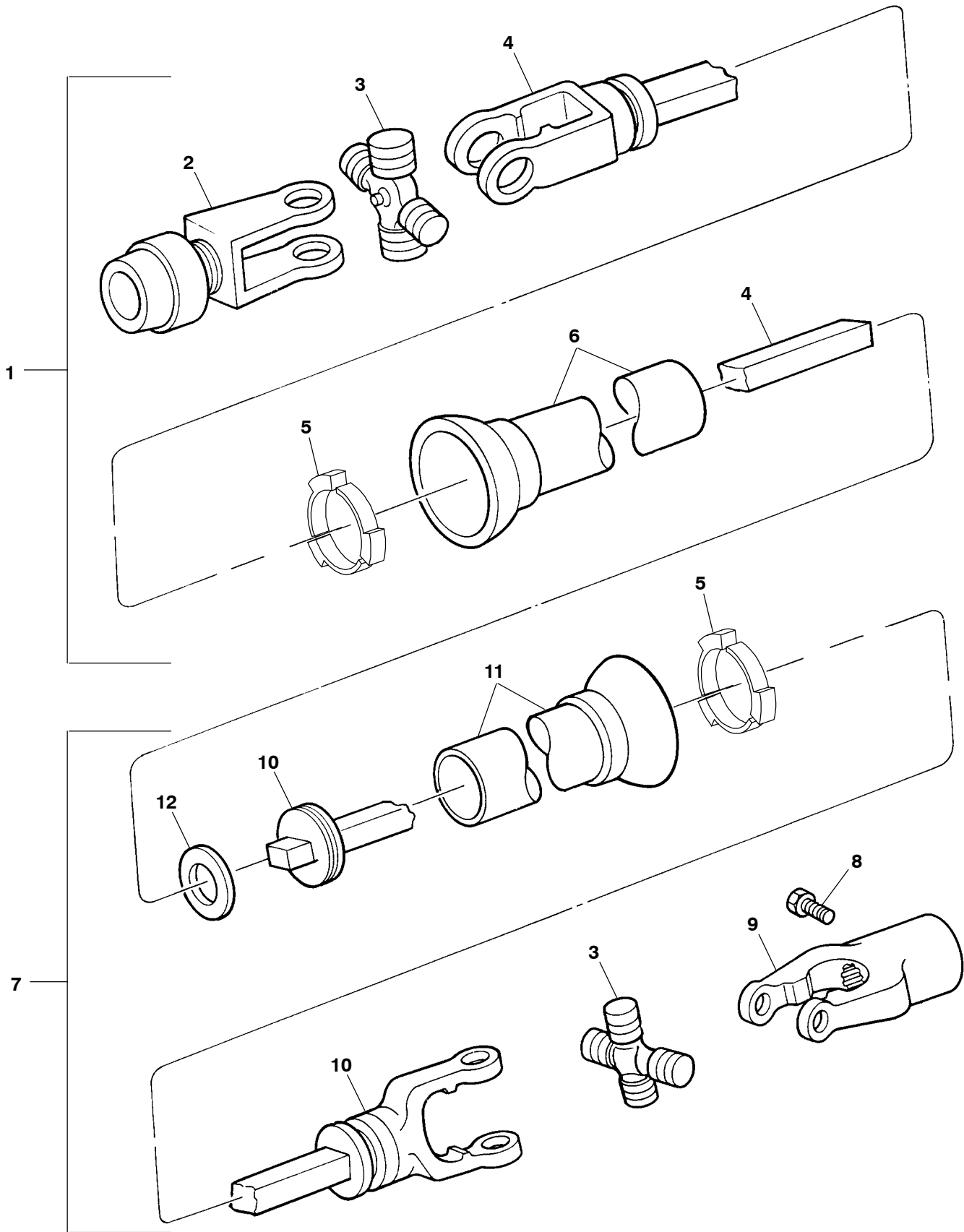
18	122617	GEHL 6.9 x 32-1/2" (2 Places on 1410) (Both Sides)
19	143243	1410 (2 Places)

PAINT NOTICE

Use this list to order paint for refinishing:

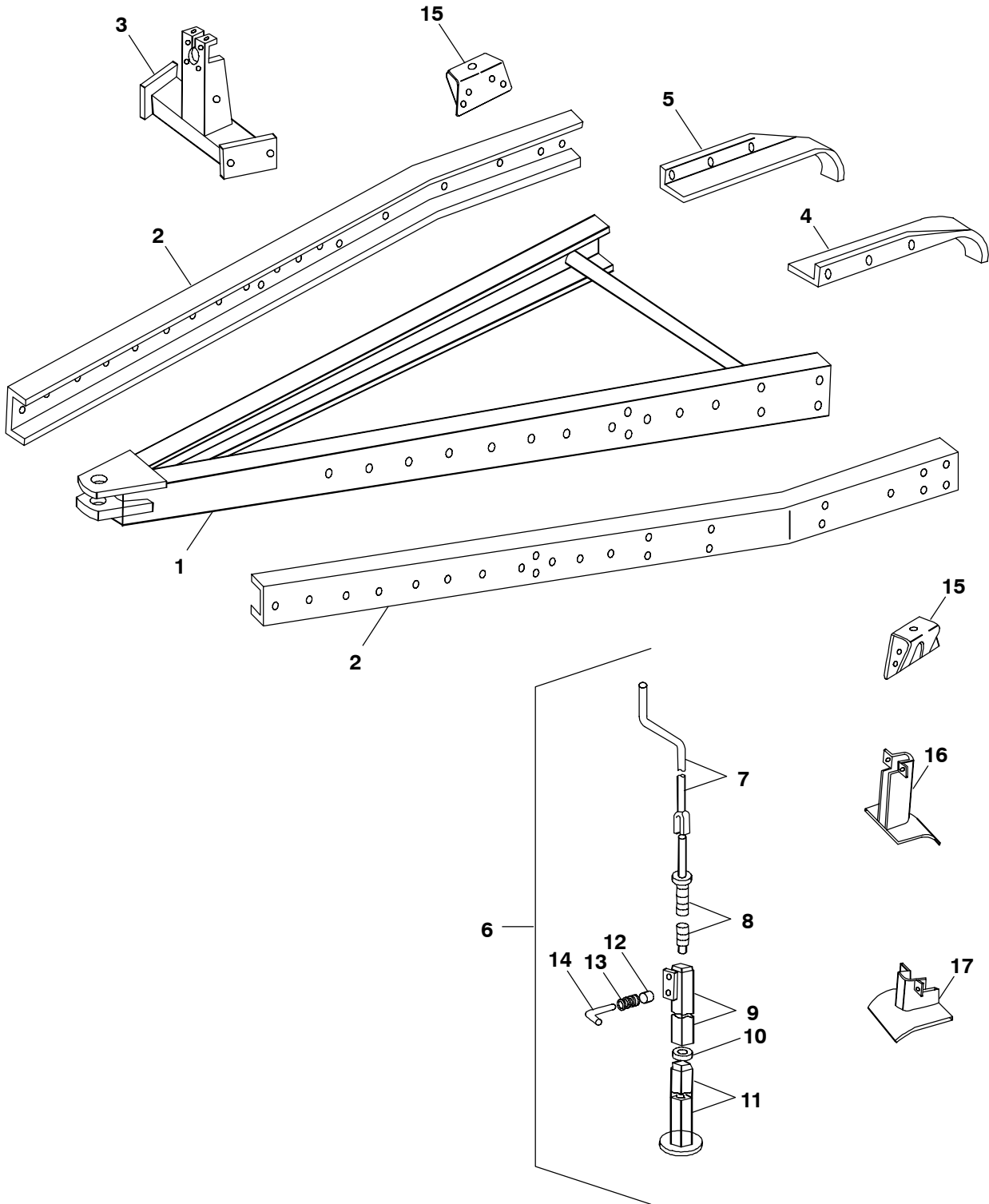
906315	One Gal. AG Red
906324	One Qt. Light Grey
906316	6 (12 oz. Spray Cans) AG Red
906325	6 (12 oz. Spray Cans) Light Grey





Ref. No.	Part No.	Description	Qty. Req.	Ref. No.	Part No.	Description	Qty. Req.
01	143048	FRONT PTO/ASSY (540 RPM, INCL REF. 02-06)	1	06	153073	BELL & OUTER SHIELD WELD/ASSY ..	1
	142975	FRONT PTO/ASSY (1000 RPM, INCL REF. 02-06)	1	07	143936	REAR PTO/ASSY (INCL REF. 03, 05 & 9-12)	1
02	153083	YOKE ASSY/SLIDE COLLAR (540 RPM)	1	08	153007	SCREW/CAP/HEX HD G8 1/4X2-1/2	1
	153070	YOKE ASSY/SLIDE COLLAR (1000 RPM)	1		071700	NUT/LOCK/HEX GC 1/4	1
03	153071	CROSS KIT	2	09	153075	YOKE/REAR	1
04	153072	YOKE & SHAFT WELD/ASSY	1	10	153076	YOKE & TUBE WELD/ASSY	1
05	153074	BEARING/SHIELD	6		570014	FITTING/LUBE/SHORT 1/4-28	1
				11	153077	BELL & INNER SHIELD WELD/ASSY ...	1
				12	153078	BEARING/SUPPORT/SHIELD	1

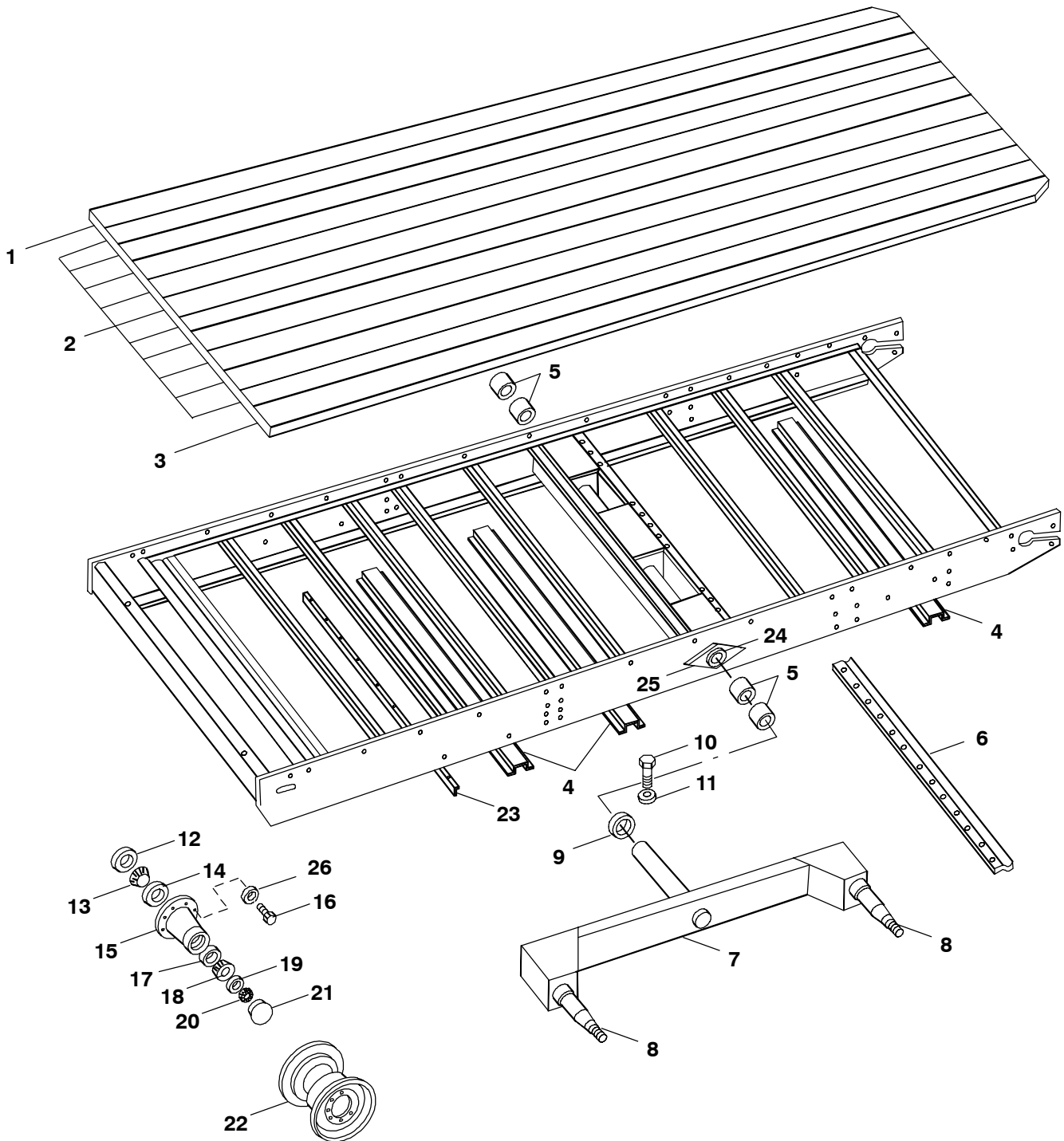
1410 - HITCH FRAME & JACK



1410 - HITCH FRAME & JACK

Ref. No.	Part No.	Description	Qty. Req.	Ref. No.	Part No.	Description	Qty. Req.
01	152924	HITCH WELD/ASSY	1	08	152663	JACK SCREW WELD/ASSY	1
	152986	SCREW/CAP/HEX HD G8 1/2X1-1/2 ...	8		654014	WASHER 3/4	1
	152324	WASHER	8		655018	PIN/COTTER 3/16X1-1/4	1
	653018	NUT/HEX G5 1/2	8	09	152797	JACK TUBE WELD/ASSY/OUTER	1
02	152925	CHANNEL/OUTER	2		053894	FITTING/LUBE/SELF-TAPPING 1/4-8 ..	1
	152986	SCREW/CAP/HEX HD G8 1/2X1-1/2 ..	30	10	152472	BEARING/THRUST	1
	152324	WASHER	60	11	152686	JACK TUBE WELD/ASSY/INNER	1
	653018	NUT/HEX G5 1/2	30	12	152589	SPACER	1
03	152851	SUPPORT TUBE WELD/ASSY	1	13	152284	SPRING	1
	152986	SCREW/CAP/HEX HD G8 1/2X1-1/2 ...	4	14	152654	PIN/JACK	1
	152324	WASHER	8		654012	WASHER 5/8	1
	654030	WASHER/LOCK 1/2	2		152640	PIN/SPRING 1/8X1	1
	653018	NUT/HEX G5 1/2	4	15	152762	BRACKET WELD/ASSY	2
04	152722	GUIDE/LH	1		152986	SCREW/CAP/HEX HD G8 1/2X1-1/2 ...	8
	650790	BOLT/CARRIAGE G5 3/8X3/4	3		152324	WASHER	16
	152991	NUT/FLANGE/HEX USR 3/8	3		653018	NUT G5 1/2	8
05	152721	GUIDE/RH	1	16	152695	HANGER WELD/ASSY/REAR	1
	650790	BOLT/CARRIAGE G5 3/8X3/4	3		651110	SCREW/CAP/HEX HD G5 3/8X1	3
	152991	NUT/FLANGE/HEX USR 3/8	3		654004	WASHER 3/8 SAE	AR
06	152856	JACK/ASSY (INCL REF. 07-14)	1		654005	WASHER 3/8	1
	152377	SCREW/CAP/HEX HD G5 5/8X3-3/4 ...	1		152991	NUT/FLANGE/HEX USR 3/8	2
	129311	NUT/LOCK/HEX 5/8	1	17	152698	HANGER WELD/ASSY/CENTER	2
07	152705	CRANK WELD/ASSY	1		651110	SCREW/CAP/HEX HD G5 3/8X1	6
	651023	SCREW/CAP/HEX HD G5 3/8X2	1		654005	WASHER 3/8	2
	654004	WASHER 3/8	2		654004	WASHER 3/8 SAE	4
	071703	NUT/LOCK/HEX 3/8	1		152991	NUT/FLANGE/HEX USR 3/8	4
	13E24	PIN/ROLL 1/4X1-1/2	1				

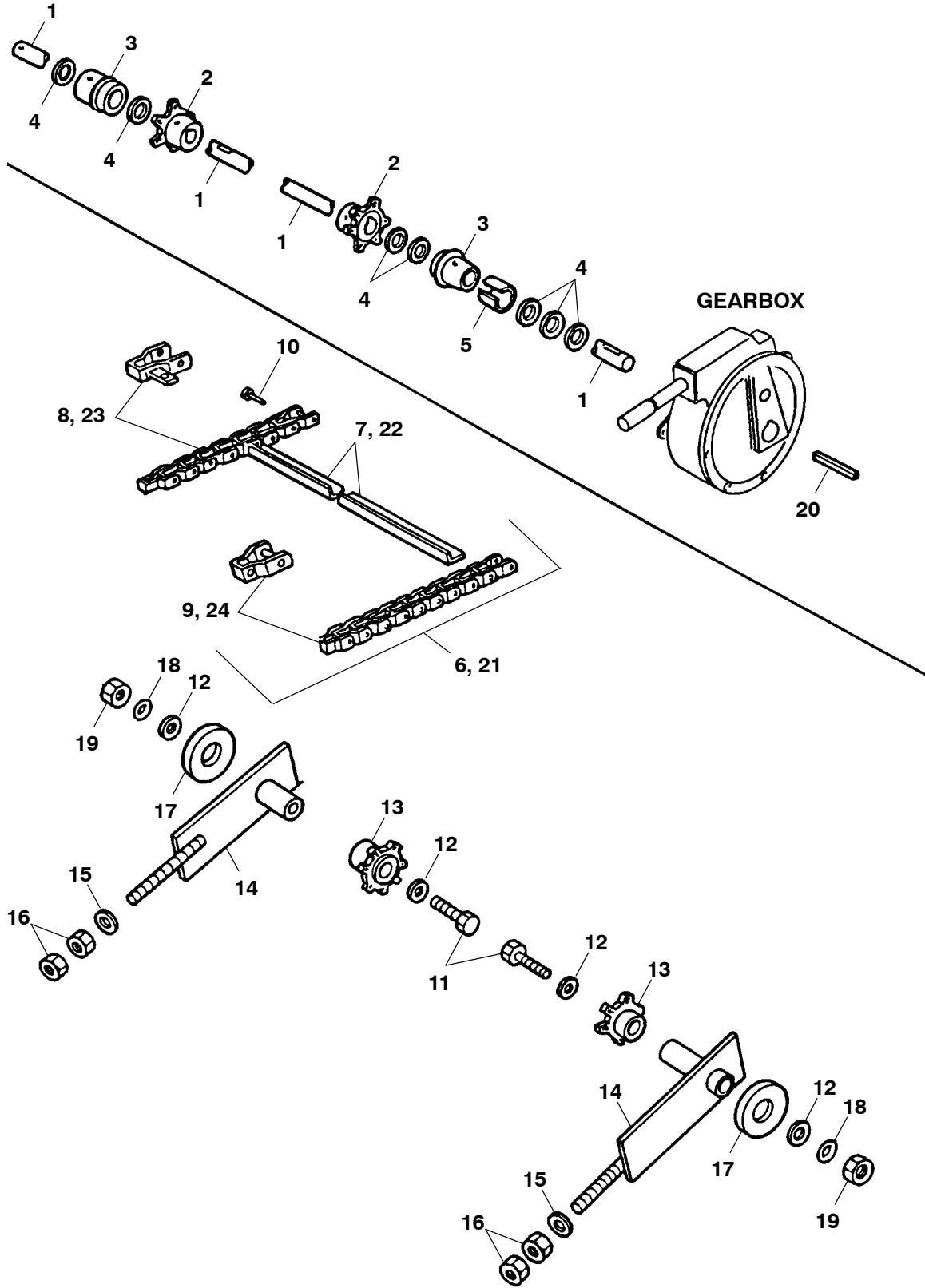
1410 - MAIN FRAME, FLOOR, AXLE BEAM & HUB ASSEMBLY



1410 - MAIN FRAME, FLOOR, AXLE BEAM & HUB ASSEMBLY

Ref. No.	Part No.	Description	Qty. Req.	Ref. No.	Part No.	Description	Qty. Req.
01	152514	FLOOR BOARD/RH 189IN	1	10	152999	SCREW/CAP/HEX HD G5 7/16X4-1/2	2
	650745	BOLT/CARRIAGE G5 5/16X1-1/4	2		071705	LOCKNUT/HEX GC 7/16	2
	210-19470	NUT/FLANGE/HEX USR 5/16	2	11	152450	WASHER/SQ	2
02	152513 _a	FLOOR BOARD/CENTER 189IN	10	12	152480	SEAL/OIL	4
	152445	SCREW/SELF-TAPPING .31X1.5	30	13	152345	BEARING/CONE/TAPERED ROLLER	4
03	152512	FLOOR BOARD/LH 189IN	1	14	520013	BEARING/CUP/TAPERED ROLLER	4
	152445	SCREW/SELF-TAPPING .31X1.5	2	15	152955	HUB/WHEEL	4
04	152832	SUPPORT/FRAME (WELD-IN, FOR EXTRA FLOOR SUPPORT)	1		570008	FITTING/LUBE 1/4-28 45DEG	4
	053894	FITTING/LUBE 1/4-28 STRAIGHT/SELF-TAPPING	2	16	153003	SCREW/CAP/HEX HD G8 9/16X1-3/4 UNF	32
	650844	SCREW/CAP/HEX HD G8 5/8X1-3/4	4	17	520046	BEARING/CUP/TAPERED ROLLER	4
	152455	WASHER	8	18	520047	BEARING/CONE/TAPERED ROLLER	4
	129311	LOCKNUT	4	19	152642	WASHER	4
05	152679	BUSHING	4	20	653102	NUT/SLOTTED/HEX 7/8UNF	4
06	152773	CLIP	1		655018	PIN/COTTER 3/16X1-1/4	4
	650745	BOLT/CARRIAGE G5 5/16X1-1/4	12	21	152443	CAP/HUB	4
	152445	SCREW/SELF-TAPPING .31X1.5	12	22	152528	WHEEL (FOR 16.5LX16.1 TIRE)	4
	210-19470	NUT/FLANGE/HEX USR 5/16	12		152536	WHEEL/HEAVY DUTY (FOR 8.25X 22.5 TIRE)	4
07	152911	AXLE BEAM WELD/ASSY (INCL REF. 08)	2	23	152774	CLIP	1
	144302	SCREW/CAP/HEX HD G5 7/16X3-3/4	2		152445	SCREW/SELF-TAPPING .31X1.5	12
	071705	LOCKNUT/HEX GB 7/16	2	24	144300	TUBE/LEFT & RIGHT (WELD-IN REPAIR)	2
08	152664	SPINDLE (NEEDS WELDING)	4	25	144301	DIAMOND PLATE (WELD-IN REPAIR)	2
09	152334	SPACER .060 X 3-1/16ID X 4-1/2OD	6	26	152376	WASHER	32
				a)	Cut notch in to service floor with double apron.		

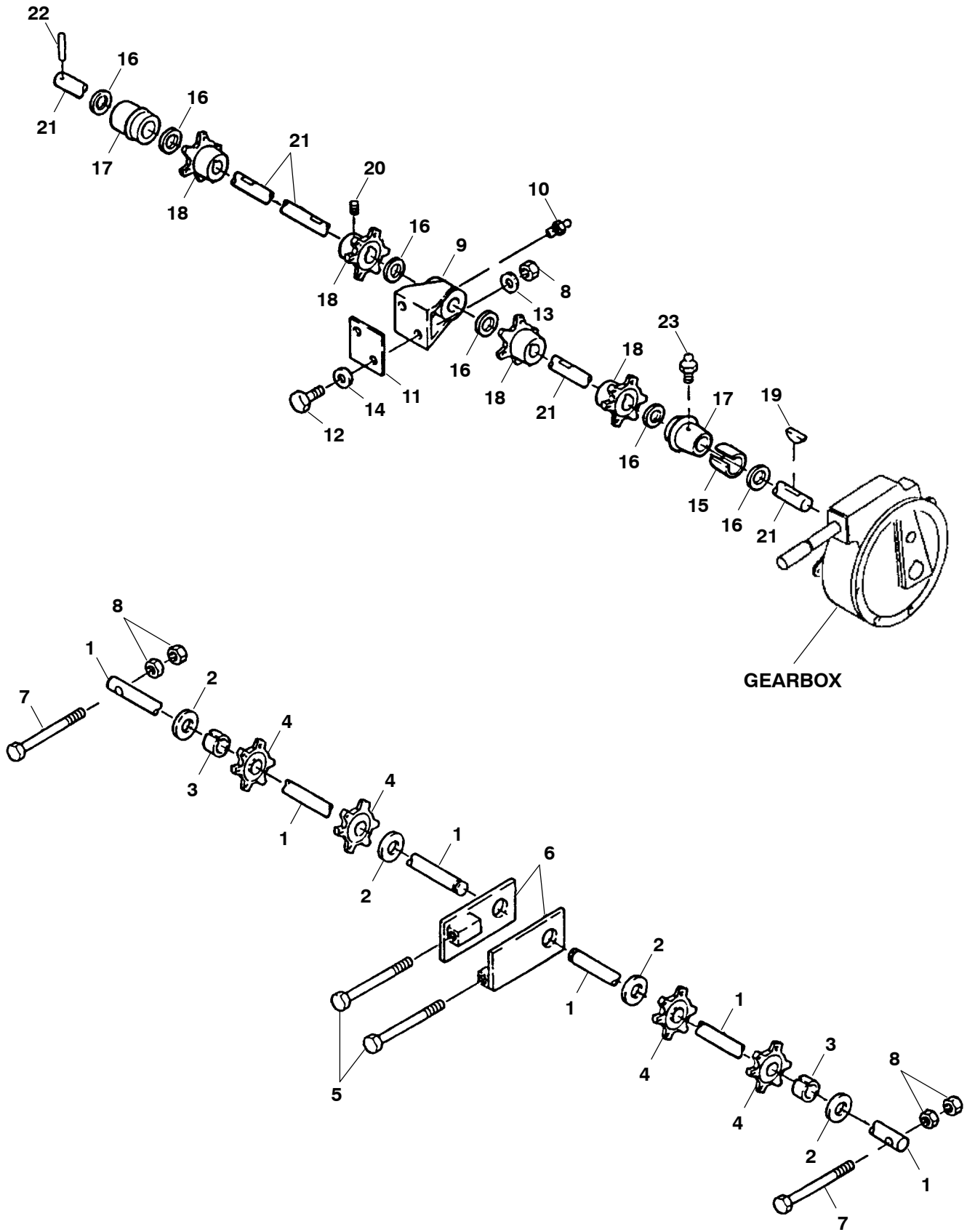
1410 - SINGLE APRON & APRON CHAINS
(REFER TO FOLLOWING PAGES FOR DOUBLE APRON)



1410 - SINGLE APRON & APRON CHAINS
(REFER TO FOLLOWING PAGES FOR DOUBLE APRON)

Ref. No.	Part No.	Description	Qty. Req.	Ref. No.	Part No.	Description	Qty. Req.
01	152801	SHAFT/REAR APRON	1	11	153005	SCREW/CAP/HEX HD G5 3/4X4-3/4	2
	650640	PIN/COTTER 1/4X2-1/2	1	12	654014	WASHER 3/4	4
02	152899	SPROCKET/ASSY/6T	2	13	152892	IDLER SPROCKET/ASSY/6T	2
	152763	KEY/WOODRUFF/HEAT TREATED 1/4X2-1/8	2	14	152535	IDLER TAKE-UP WELD/ASSY	2
	152476	SCREW/SET/HEX HD/CP 3/8X1/2	2	15	654009	WASHER 1/2	2
03	152800	BEARING/ASSY	2	16	653018	NUT/HEX G5 1/2	4
	152631	FITTING/LUBE 1/4-28 90DEG	2	17	152296	PLATE/CASTER BEARING	2
04	152281	WASHER 16GA 1-25/32ID X 2-1/2OD ..	AR	18	650609	WASHER/LOCK 3/4	2
05	152669	SPACER/SPLIT 2-1/8IN LG.	1	19	653026	NUT/HEX 3/4	2
06	152534	SINGLE APRON CHAIN RIVET/ASSY D 667K 180 TOTAL PITCHES (INCL REF. 07-10)	1	20	152380	KEY/SQ 6IN LG.	1
07	152637	SLAT/APRON 65-13/16	23	21	152489	DOUBLE APRON CHAIN RIVET/ASSY 667X DOUBLE 180 TOTAL PITCHES (INCL REF. 22-24)	2
	152836	RIVET/TRUSS HD 7/16X1-1/8	AR	22	152655	SLAT/APRON 29-1/2	46
08	152685	LINK/ATTACHMENT WITH PRESS FIT PIN/LH OR RH	23		152836	RIVET/TRUSS HD 7/16X1-1/8	AR
09	152363	LINK/PLAIN WITH PRESS FIT PIN ...	157	23	152787	LINK/ATTACHMENT WITH PRESS FIT PIN/LH OR RH 667X	46
10	152614	PIN & COTTER PIN	AR	24	152336	LINK/PLAIN WITH PRESS FIT PIN 667X	AR

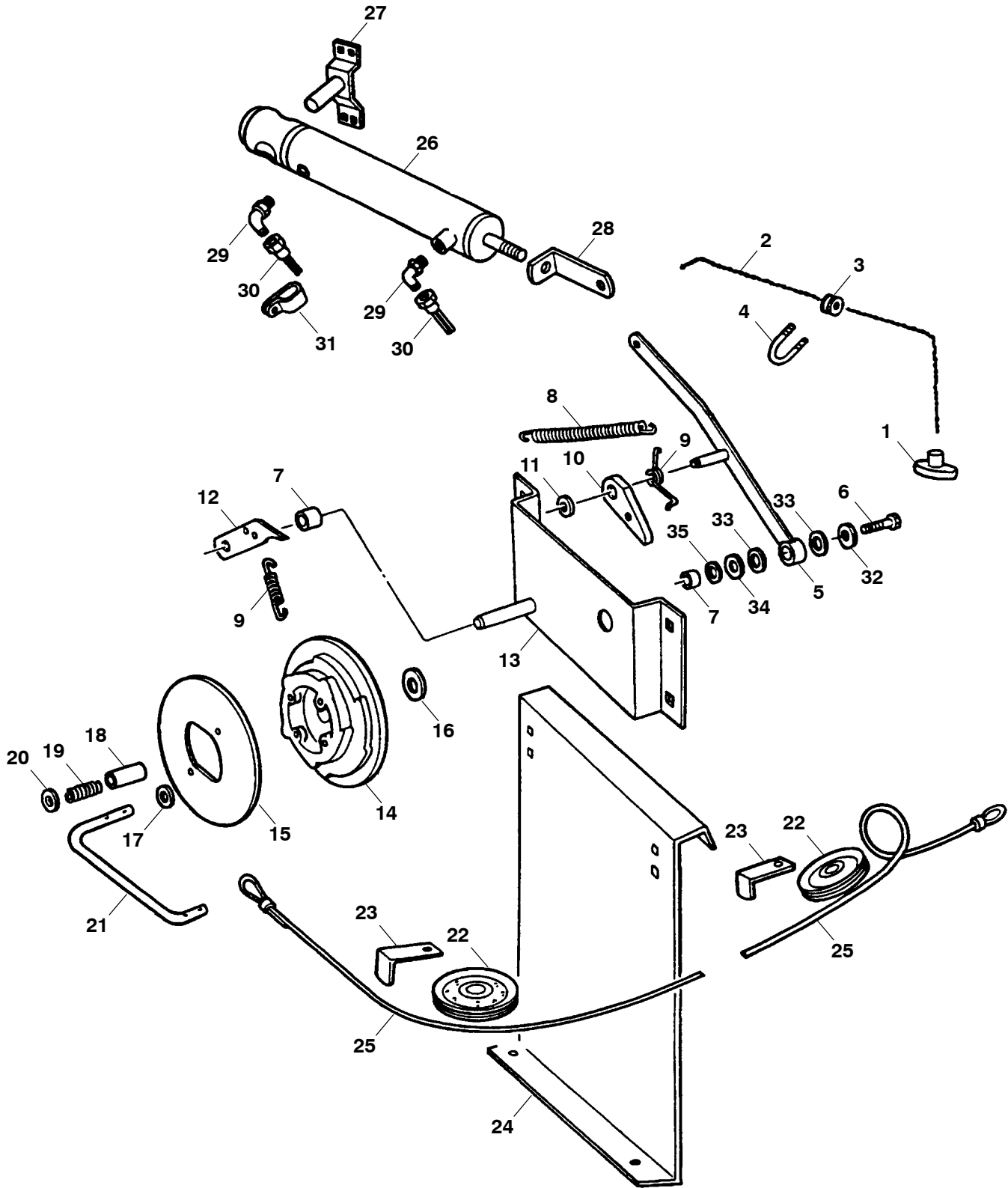
1410 - DOUBLE APRON SHAFTS



1410 - DOUBLE APRON SHAFTS

Ref. No.	Part No.	Description	Qty. Req.	Ref. No.	Part No.	Description	Qty. Req.
01	152601	SHAFT/FRONT/APRON SHAFT	2	13	654030	WASHER/LOCK P 1/2	2
02	152344	WASHER	4	14	654009	WASHER SAE P 1/2	2
03	144258	SPACER/SPLIT	2	15	152669	SPACER/SPLIT	1
04	152892	IDLER SPROCKET/ASSY	4	16	152281	WASHER	21
05	152996	BOLT/HEX/TAP G5 P 1/2X5	2	17	152800	BEARING/ASSY	2
06	152432	ADJUSTER/SHAFT	2	18	152899	SPROCKET/ASSY	4
07	062369	BOLT	2	19	152763	KEY/WOODRUFF/HEAT TREATED 1/4X2-1/8	4
08	653018	NUT P 1/2	6	20	152476	SCREW/SET/HEX/SOCKET/CP 3/8X1/2	4
09	152529	SUPPORT/ASSY	1	21	152801	SHAFT/REAR APRON	1
10	053894	FITTING/LUBE STRAIGHT 1/4-28	1	22	650640	PIN/COTTER P 1/4X2-1/2	1
11	152442	SHIM	2	23	570018	FITTING/LUBE 1/4-28 X 65 DEG	2
12	650569	SCREW/CAP/HEX HD G5 PLATED 1/2X1	2				

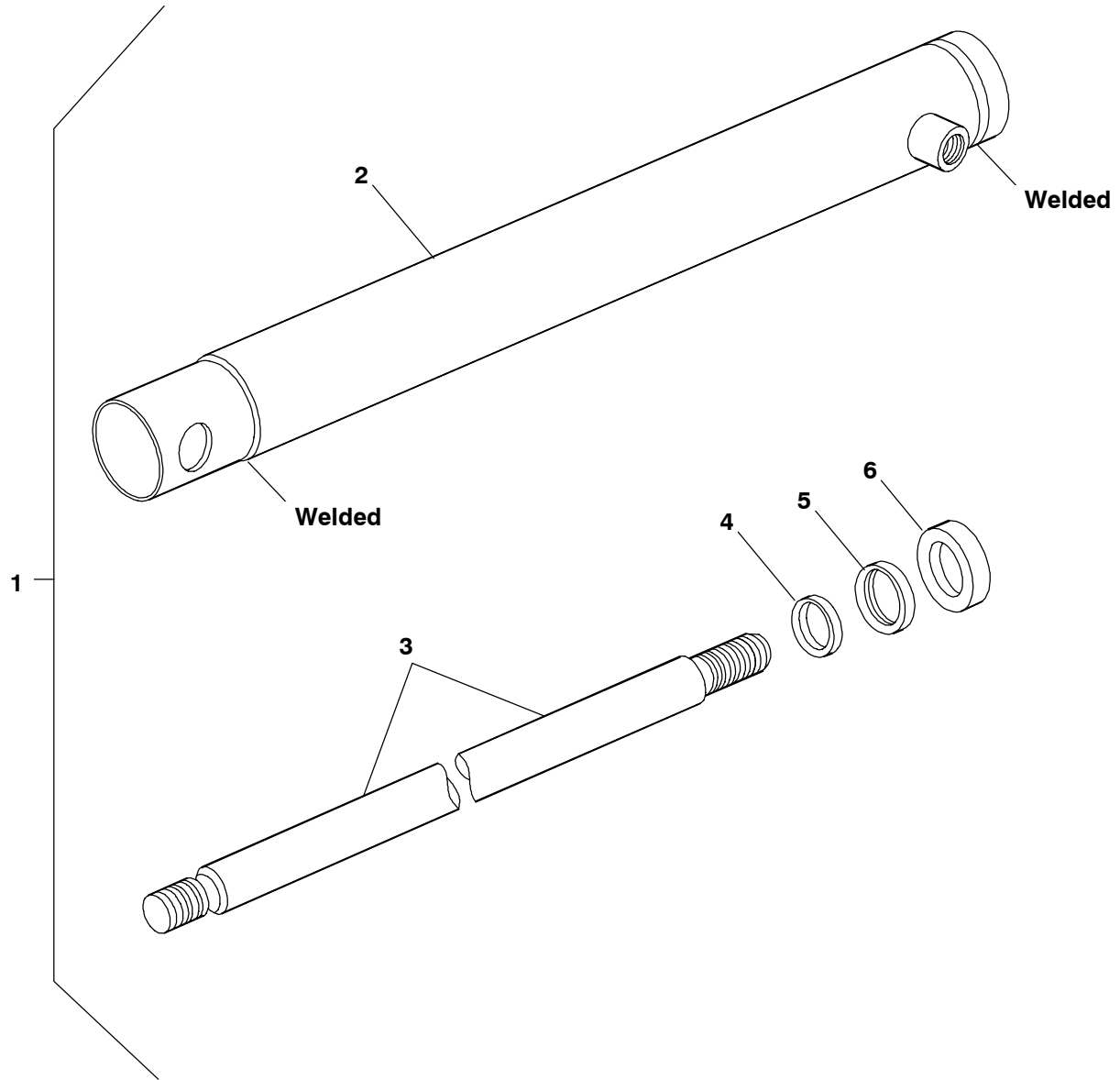
1410 - APRON CONTROLS



1410 - APRON CONTROLS

Ref. No.	Part No.	Description	Qty. Req.	Ref. No.	Part No.	Description	Qty. Req.
01	152325	GRIP/ROPE (OPTIONAL)	1	22	152439	PULLEY/NYLON	2
02	152350	ROPE 1/4IN X 15FT LG.	1		152343	SPACER	2
03	059721	GUIDE/ROPE	1		650491	SCREW/CAP/HEX HD G5 3/8X1-1/4 ...	2
04	152288	U-BOLT	1		654026	WASHER/LOCK 3/8	2
	650549	WASHER/LOCK #10	2		653010	NUT/HEX 3/8	2
	152504	NUT/HEX #10	1	23	152313	GUARD/SHEAVE	2
05	152619	LEVER WELD/ASSY (INCL REF. 06) ...	1	24	152696	MOUNT/CONTROL	1
06	651064	SCREW/CAP/HEX HD G5 1/2X3-1/4 ...	1		650429	SCREW/CAP/HEX HD G5 3/8X3/4 ...	2
	653018	NUT/HEX G5 1/2	1		152991	NUT/FLANGE 3/8 USR	2
	653044	NUT/HEX/JAM 1/2	1	25	152509	CABLE	1
07	152600	SPACER	2		152727	SPRING	1
08	152301	SPRING	1		654002	WASHER 1/4	2
	650704	BOLT/CARRIAGE G5 3/8X1	1		071700	NUT/LOCK GC 1/4	1
	654005	WASHER 3/8	1	26	152844 _{a,b}	HYDRAULIC CYLINDER/ASSY	1
	071703	NUT/LOCK 3/8	1		653045	NUT/HEX/JAM 1/2UNF	2
	653010	NUT/HEX 3/8	1		152625	WASHER 1	1
09	152408	SPRING/TORSION	2	27	153018 _a	CYLINDER MOUNT WELD/ASSY	1
10	152730	PAWL/ASSY	1		650704	BOLT/ROUND HD/SHORT SQ NECK G5 3/8X1	4
	655006	PIN/COTTER 1/8X1	1		654004	WASHER 3/8	4
	053894	FITTING/LUBE 1/4-28	1		654026	WASHER/LOCK 3/8	4
11	654009	WASHER 1/2	1AR		653010	NUT/HEX 3/8	4
12	152355	PAWL/QUADRANT	1		655041	PIN/COTTER 3/16X3/4	1
	655006	PIN/COTTER 1/8X1	1	28	152651	LINK/ANGLE	1
13	153026	SUPPORT WELD/ASSY	1	29	152577	ELBOW/MALE 7/16-20UNF X 1-1/4OD TUBE	2
	650790	BOLT/CARRIAGE G5 3/8X3/4	4		152575	O-RING	2
	152991	NUT/FLANGE 3/8 USR	4	30	152456	HYDRAULIC HOSE/ASSY 1/4ID X 120 ..	2
14	152523	ROLL OVER CONTROL/ASSY	1	31	067880	CLAMP/HOSE	2
	053894	FITTING/LUBE 1/4-28	1		651110	SCREW/CAP/HEX HD G5 3/8X1	2
15	152650	DISC	1		654026	WASHER/LOCK 3/8	2
	152807	SCREW/SELF-TAPPING/HEX HD 5/16X3/4	2		653010	NUT/HEX 3/8	2
	654024	WASHER/LOCK 5/16	2	32	654009	WASHER 1/2	1
16	152422	WASHER/PHENOLIC	1	33	152572	WASHER .135 X .781ID X 1-5/8OD ...	2
17	152285	WASHER/SPECIAL	2	34	152311	WASHER .036 X .781ID X 1-1/2OD ...	1AR
18	152460	ROLLER	1	35	152282	WASHER .060 X .781ID X 1-1/2OD ...	1AR
19	152420	SPRING/COMPRESSION	1	a)	Component of optional Hydraulic Control Attachment; complete attachment must be ordered through Sales Dept.		
20	152331	WASHER	1	b)	For breakdown, see Components page titled "Hydraulic Control Cylinder".		
21	152692	CONNECTOR	1				
	655006	PIN/COTTER 1/8X1	2				

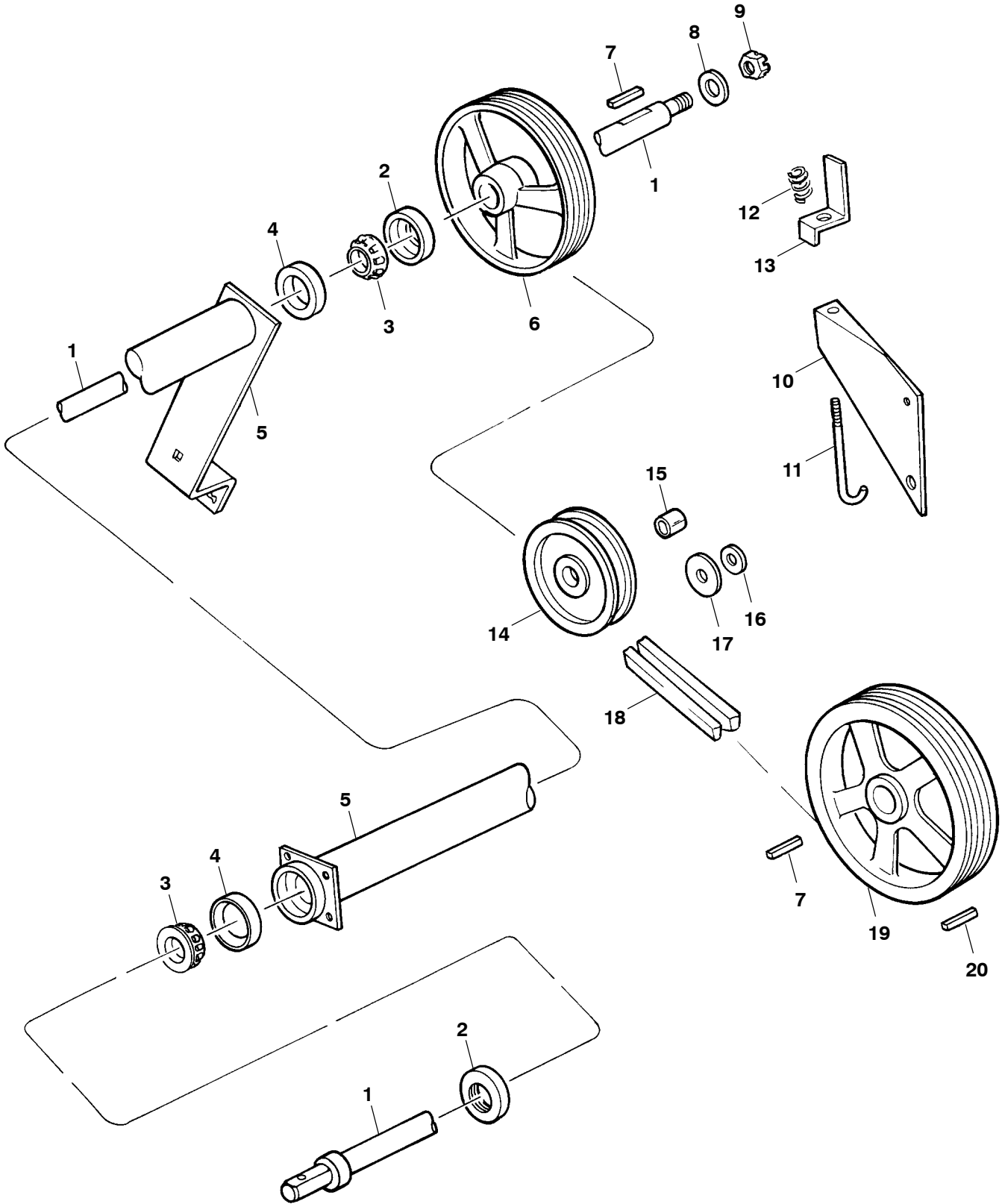
1410 - APRON CONTROL HYDRAULIC CYLINDER



1410 - APRON CONTROL HYDRAULIC CYLINDER

Ref. No.	Part No.	Description	Qty. Req.	Ref. No.	Part No.	Description	Qty. Req.
01	152844 _a	CYLINDER/ASSY	1	06	152400	SEAL	1
02	NS	CYLINDER WELD/ASSY	1				
03	NS	ROD/PISTON	1	a)	This cylinder is a welded cylinder and cannot be repaired. The only part that can be replaced is the Seal (Ref. 06, part number 152400).		
04	NS	O-RING	1				
05	NS	WASHER/BACK-UP	1				

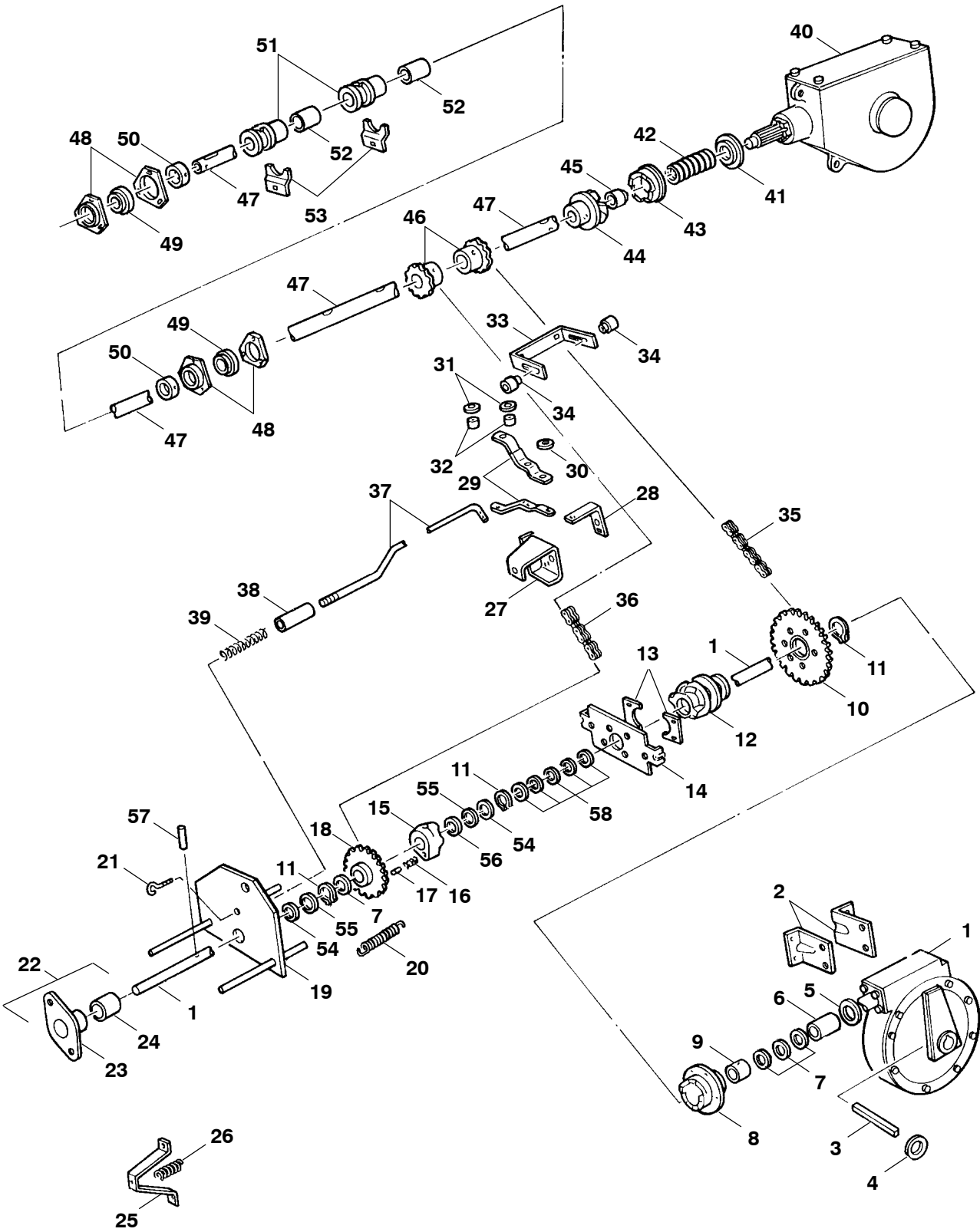
1410 - FRONT DRIVE



1410 - FRONT DRIVE

Ref. No.	Part No.	Description	Qty. Req.	Ref. No.	Part No.	Description	Qty. Req.
01	152617	SHAFT & COLLAR/ASSY	1	11	152356	J-BOLT	1
02	152668	SHIELD	2		654004	WASHER 3/8	1
03	520201	BEARING/CONE/TAPERED ROLLER	2		653010	NUT/HEX 3/8	2
04	520054	BEARING/CUP/TAPERED ROLLER	2	12	152361	SPRING/COMPRESSION	1
05	152802	SHAFT SUPPORT WELD/ASSY	1	13	152465	GAUGE	1
	152631	FITTING/LUBE 1/4-28 X 90DEG	2	14	152485	IDLER/ASSY	1
	651110	SCREW/CAP/HEX HD G5 3/8X1	8		650644	SCREW/CAP/HEX HD G5 1/2X3	1
	654026	WASHER/LOCK 3/8	8		654009	WASHER 1/2	AR
	653010	NUT/HEX 3/8	8		654030	WASHER/LOCK 1/2	1
06	152524	SHEAVE/ASSY 11OD	1		653018	NUT/HEX 1/3	1
07	180-20637	KEY/SQ/HARDENED 2-1/2IN LG.	2	15	152320	SPACER/SPLIT TUBE 3/4ID X 15.16IN LG.	1
08	152318	WASHER/SPECIAL	1	16	152461	ROLLER 1OD X .30IN THICK	1
09	152330	NUT/HEX/SLOTTED/SPECIAL	1	17	152341	WASHER/SPECIAL 2-1/4OD	1
	655008	PIN/COTTER 1/8X1-1/4	1	18	152423	V-BELT (MATCHED SET OF TWO)	1
10	152810	PIVOT/IDLER	1	19	152533	SHEAVE 1-1/4ID, 15IN DIAMETER	1
	650533	SCREW/CAP/HEX HD G5 3/8X1-1/2	1		650216	SCREW/SET/SQ HD/CENTER POST 3/8X3/4	2
	654026	WASHER/LOCK 3/8	1		653038	NUT/HEX/JAM 3/8	2
	653038	NUT/HEX 3/8	1	20	180-13174	KEY/SQ 1/4X3	1

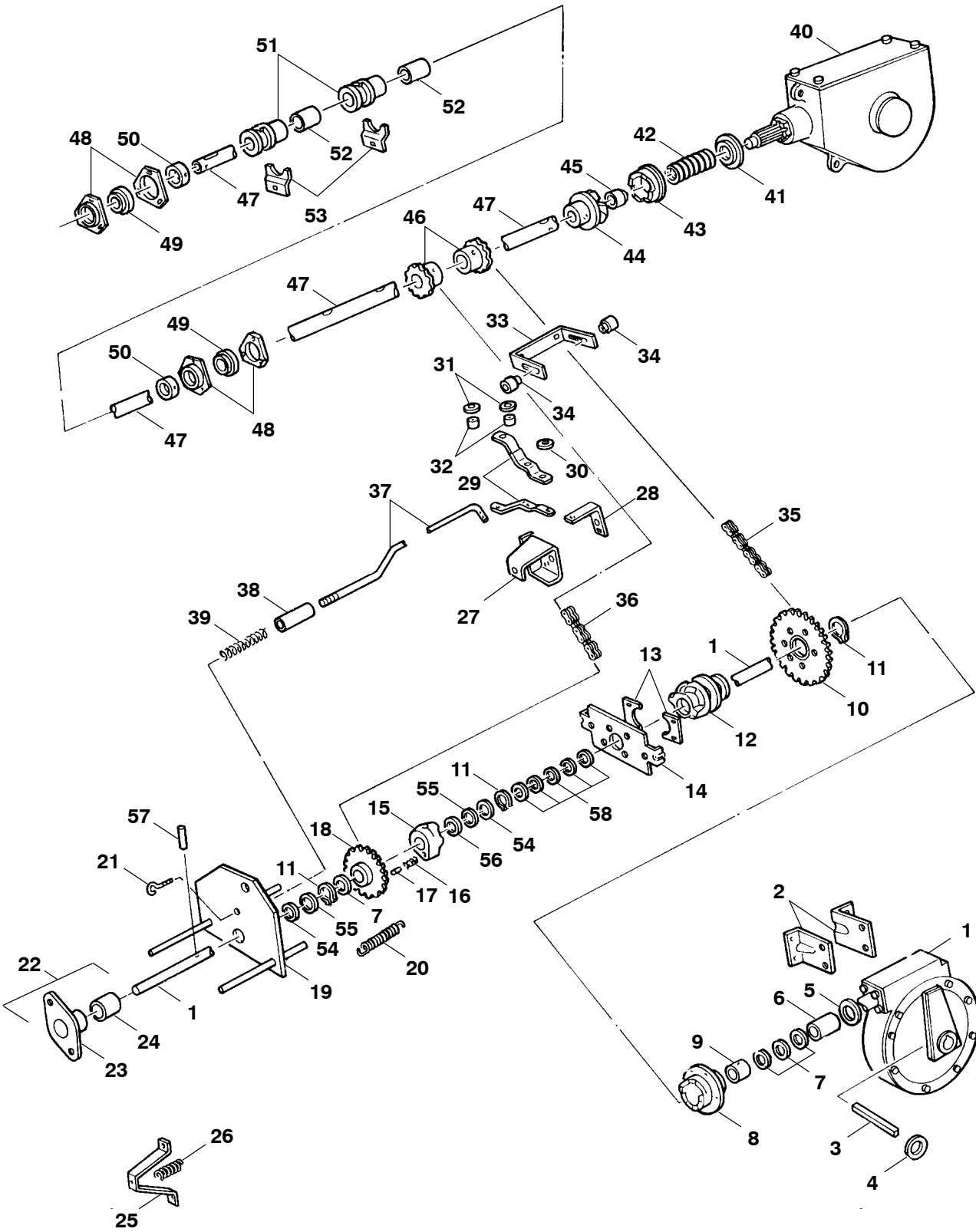
1410 - APRON & BEATER DRIVE (MECHANICAL DRIVE)



1410 - APRON & BEATER DRIVE (MECHANICAL DRIVE)

Ref. No.	Part No.	Description	Qty. Req.	Ref. No.	Part No.	Description	Qty. Req.
01	171835 _a	GEARBOX/APRON DRIVE	1	21	152299	EYEBOLT	1
	650633	SCREW/CAP/HEX HD G5 1/2X1-1/4	4		653010	NUT/HEX 3/8	2
	654030	WASHER/LOCK 1/2	4	22	152814	BEARING/ASSY (INCL REF. 23 & 24)	1
	653018	NUT/HEX G5 1/2	4		650704	BOLT/CARRIAGE G5 3/8X1	2
02	152717	LEG/BRACKET	2		654026	WASHER/LOCK 3/8	2
	152603	BOLT/CARRIAGE/TRIMMED HD G5 1/2X1-1/4	2		653010	NUT/HEX 3/8	2
	650527	BOLT/CARRIAGE G5 1/2X1-1/4	2	23	152491	BEARING	1
	650633	SCREW/CAP/HEX HD G5 1/2X1-1/4	4	24	152421	BUSHING	1
	654030	WASHER/LOCK 1/2	8	25	152596	BRACKET	1
	653018	NUT/HEX G5 1/2	8		651110	SCREW/CAP/HEX HD G5 3/8X1	2
03	152380	KEY 6IN LG.	1		654026	WASHER/LOCK 3/8	2
04	152281	WASHER/SPECIAL 2-1/2OD	AR		653010	NUT/HEX 3/8	2
	650640	PIN/COTTER 1/4X2-1/2	1	26	152739	SPRING/COMPRESSION	1
				27	152694	SUPPORT WELD/ASSY	1
05	152279	WASHER	1		650704	BOLT/CARRIAGE G5 3/8X1	2
06	152464	SPACER	1		650545	SCREW/CAP/HEX HD G5 5/16X1-1/4	4
07	152283	WASHER/SPECIAL	AR		654005	WASHER 3/8	2
08	152854	CLUTCH/ASSY (INCL REF. 9)	1		654004	WASHER 5/16 SAE	4
	053894	FITTING/LUBE/SELF-TAPPING 1/4-28	1		654026	WASHER/LOCK 3/8	2
09	152354	BUSHING	1		654024	WASHER/LOCK 5/16	4
10	152822	SPROCKET/ASSY/50T	1		653010	NUT/HEX 3/8	2
	650487	SCREW/CAP/HEX HD G5 5/16X1	6		653007	NUT/HEX 5/16	4
	654024	WASHER/LOCK 5/16	6	28	152659	ANGLE	1
	071701	NUT/HEX GC 5/16	6		651110	SCREW/CAP/HEX HD G5 3/8X1	1
	143049	SPROCKET/ASSY/76T (OPTIONAL SLOW SPEED, REQUIRES 143050 CHAIN/ASSY)	1		650704	BOLT/CARRIAGE G5 3/8X1	1
11	045026	RING/RETAINING/EXTERNAL TYPE .078IN THICK	2		654005	WASHER 3/8	2
12	152940	CLUTCH	1		654026	WASHER/LOCK 3/8	2
	053894	FITTING/LUBE/SELF-TAPPING 1/4-28	2	29	152684	YOKE	2
				30	152689	BUSHING	1
13	152347	BUSHING/CLUTCH	2		650491	SCREW/CAP/HEX HD G5 3/8X1-1/4	1
	650545	SCREW/CAP/HEX HD G5 5/16X1-1/4	4		654026	WASHER/LOCK 3/8	1
	654004	WASHER 5/16	4		653010	NUT/HEX 3/8	1
	654024	WASHER/LOCK 5/16	4	31	152461	ROLLER	2
	071701	NUT/HEX GC 5/16	4	32	152309	SPACER	2
14	152733	SHIFTER WELD/ASSY	1		650946	THMS 1/4X1	2
	051569	PIN/SPECIAL 3/16X7/8	2		654022	WASHER/LOCK 1/4	2
15	152855	CLUTCH/JAW	1		653005	NUT/HEX 1/4	2
	053894	FITTING/LUBE/SELF-TAPPING 1/4-28	1	33	152605	BRACKET/IDLER	1
16	152291	SPRING	1		650704	BOLT/CARRIAGE G5 3/8X1	2
17	152292	PIN/CLUTCH	1		654026	WASHER/LOCK 3/8	2
18	152492	CLUTCH SPROCKET/ASSY/27T (INCL LUBE FITTING 053894)	1		653010	NUT/HEX 3/8	2
	053894	FITTING/LUBE/SELF-TAPPING 1/4-28	1	34	152428	TIGHTENER/CHAIN	2
19	152667	SHIFTER WELD/ASSY	1		652059	BOLT/CARRIAGE G5 3/8X2-1/2	2
20	152307	SPRING	2		654026	WASHER/LOCK 3/8	2
					654005	WASHER 3/8	4
					653010	NUT/HEX 3/8	2

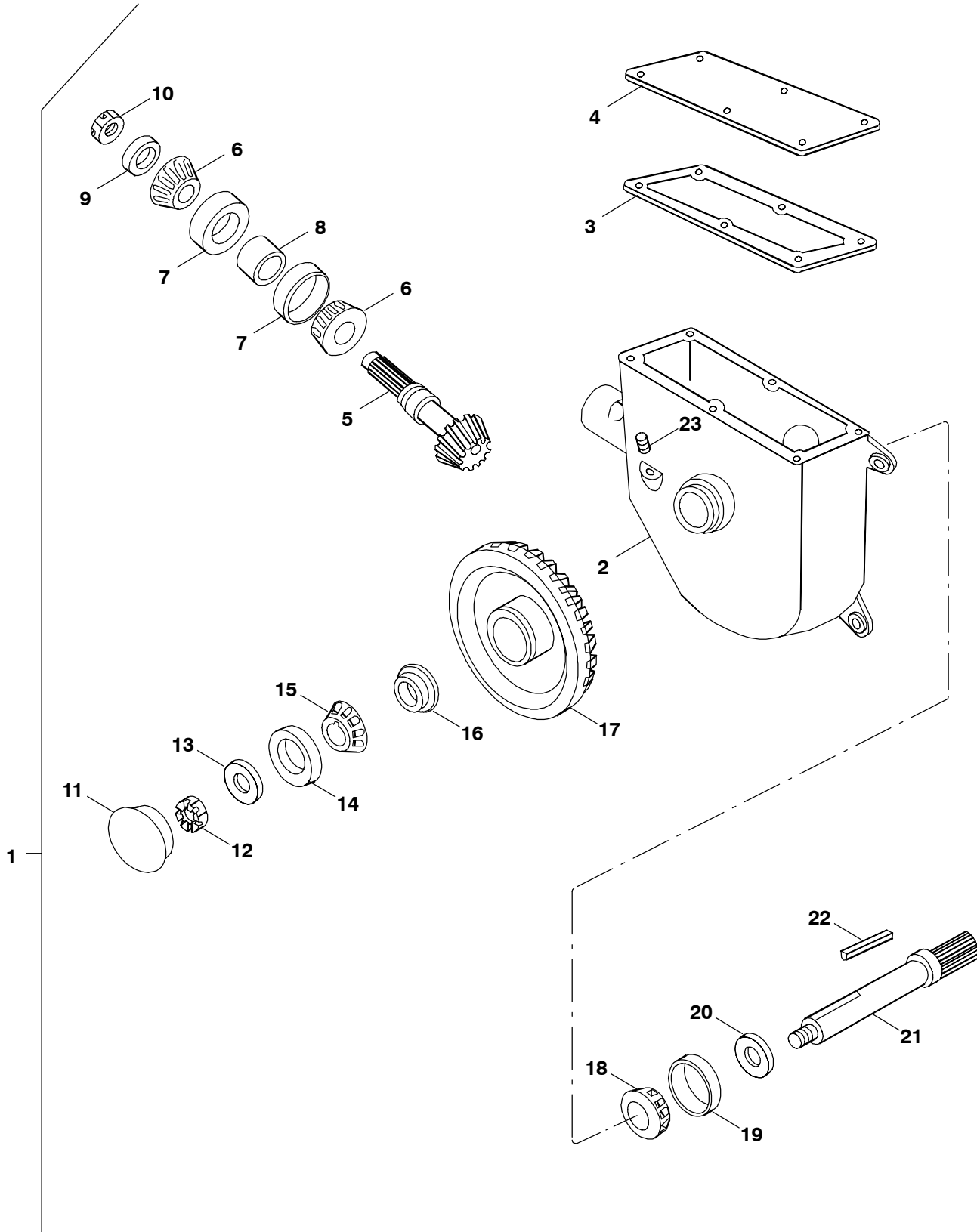
1410 - APRON & BEATER DRIVE (MECHANICAL DRIVE)



1410 - APRON & BEATER DRIVE (MECHANICAL DRIVE)

Ref. No.	Part No.	Description	Qty. Req.	Ref. No.	Part No.	Description	Qty. Req.
35	144260	ROLLER CHAIN/ASSY #40 75 TOTAL PITCHES	1	45	152783	BUSHING	1
	500036	LINK/REGULAR	AR	46	152693	SPROCKET WELD/ASSY/15T	2
	500037	LINK/CONNECTOR/SPRING CLIP TYPE	AR		152780	KEY/WOODRUFF/HEAT TREATED 1/4X2-1/8	2
	500038	LINK/OFFSET/COTTER PIN TYPE	AR		650216	SCREW/SET/SQ HD/CENTER POST 3/8X3/4	4
	143050	ROLLER CHAIN/ASSY #40 16 TOTAL PITCHES. OPTIONAL SPEED, USED WITH 143049 SPROCKET/ASSY/76T	1		653038	NUT/HEX/JAM 3/8	4
	500036	LINK/REGULAR	AR	47	152879	SHAFT/PROPELLER	1
	500037	LINK/REGULAR/SPRING CLIP TYPE	AR	48	152474	FLANGE/BEARING	4
36	152375	ROLLER CHAIN/ASSY #40 62 TOTAL PITCHES	1		650491	SCREW/CAP/HEX HD G5 3/8X1-1/4	3
	500036	LINK/REGULAR	AR		651110	SCREW/CAP/HEX HD G5 3/8X1	3
	500037	LINK/CONNECTOR/SPRING CLIP TYPE	AR		654005	WASHER 3/8	6
37	152494	ROD/CONTROL	1		654026	WASHER/LOCK 3/8	6
	654009	WASHER 1/2	4		653010	NUT/HEX 3/8	6
	655006	PIN/COTTER 1/8X1	2		152991	NUT/FLANGE/HEX 3/8 USR	3
	653018	NUT/HEX G5 1/2	2	49	152302	BEARING	2
38	152323	SPACER/SPLIT	1	50	520085	COLLAR	2
39	152290	SPRING	1	51	152708	BEARING & BUSHING/ASSY (INCL REF. 52)	2
40	152947	GEARBOX/BEATER DRIVE	1		053894	FITTING/LUBE/SELF-TAPPING 1/4-28	2
	650774	BOLT/CARRIAGE G5 1/2X2	4	52	152750	BUSHING	2
	654030	WASHER/LOCK 1/2	4	53	152630	CLIP/BEARING	2
	653018	NUT/HEX G5 1/2	4		650429	SCREW/CAP/HEX HD G5 3/8X3/4	2
41	152629	WASHER/SPECIAL	1		654005	WASHER 3/8	2
42	152348	SPRING	1		654026	WASHER/LOCK 3/8	2
43	152890	CLUTCH HALF/ASSY	1	54	152604	WASHER/SPECIAL	2
	053894	FITTING/LUBE/SELF-TAPPING 1/4-28	1	55	152458	WASHER/PHENOLIC	2
44	152898	CLUTCH & BUSHING/ASSY (INCL REF. 49)	1	56	152646	WASHER/SPECIAL	1
	152793	PIN/GROOVE 5/16X2	1	57	152808	PIN/GROOVE/TYPE E/HEAT TREATED 3/16X1-1/2	1
	152780	KEY/WOODRUFF/HEAT TREATED 1/4X2-1/8	1	58	152280	WASHER/HARDENED	5
				a)	For breakdown, see Components page titled "Apron Drive Gearbox Assembly".		
				b)	For breakdown, see Components page titled "Beater Drive Gearbox Assembly".		

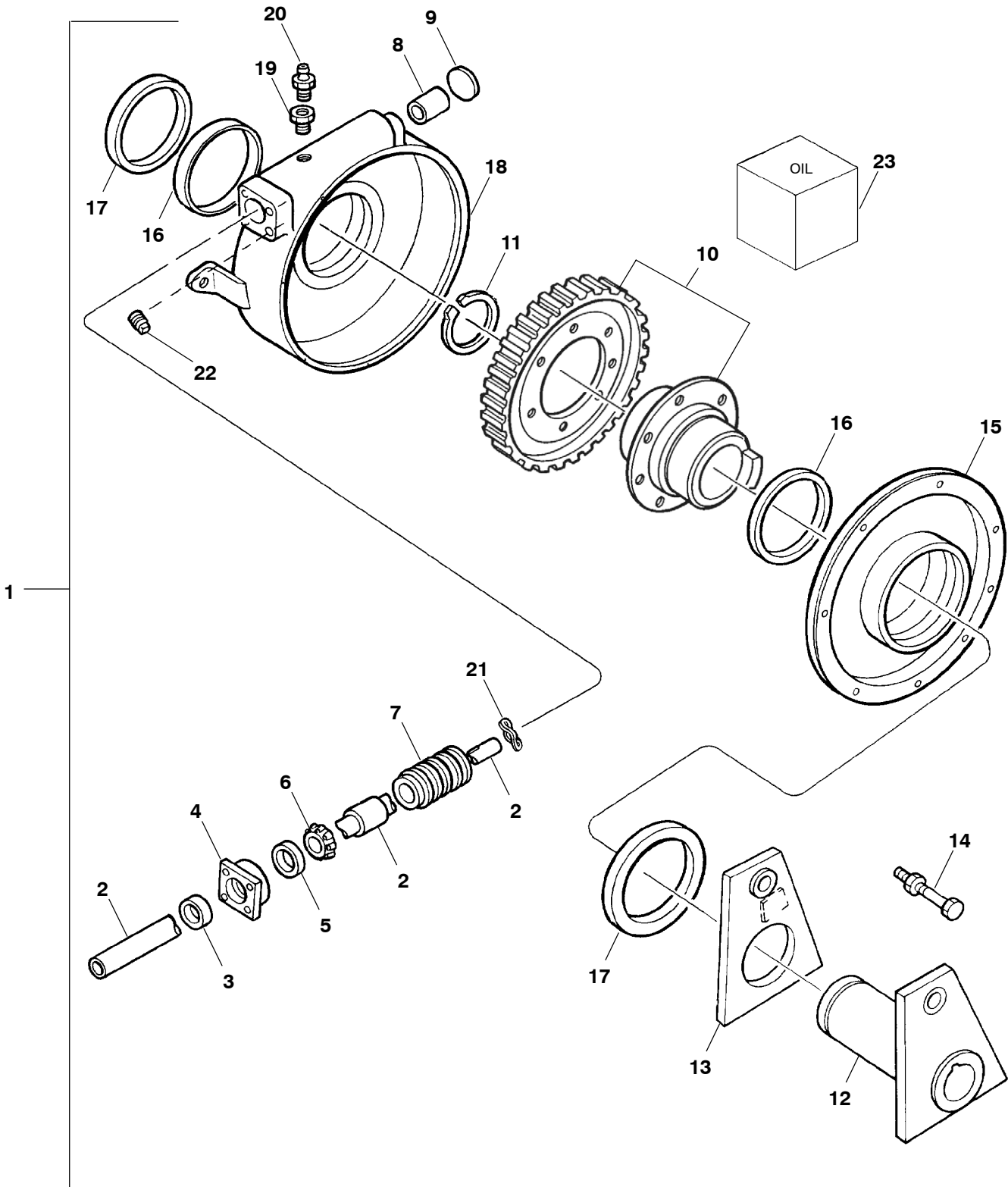
1410 - BEATER DRIVE GEARBOX



1410 - BEATER DRIVE GEARBOX ASSEMBLY

Ref. No.	Part No.	Description	Qty. Req.	Ref. No.	Part No.	Description	Qty. Req.
01	152947	GEARBOX/ASSY	1	11	152373	CAP/DUST	1
02	152938	GEARBOX	1	12	152330	NUT/SPECIAL/HEX/SLOTTED.....	1
	152838	SCREW/SET/SQ HD 1/2X1-1/4	1		655008	PIN/COTTER 1/8X1-1/4	1
	653044	NUT/HEX/JAM 1/2	1	13	152318	WASHER/SPECIAL	1
03	152990	GASKET/GEARBOX COVER	1	14	520054	BEARING/CUP/TAPERED ROLLER	1
04	152989	COVER/GEARBOX	1	15	520201	BEARING/CONE/TAPERED ROLLER...	1
	650484	SCREW/CAP/HEX HD G5 5/16X1-1/2 .	6	16	152628	SPACER	1
05	152939	PINION & SHAFT/ASSY	1	17	152946	GEAR/BEVEL	1
06	520048	BEARING/CONE/TAPERED ROLLER...	2	18	076022	BEARING/CONE/TAPERED ROLLER...	1
07	520046	BEARING/CUP/TAPERED ROLLER	2	19	076021	BEARING/CUP/TAPERED ROLLER	1
08	152633	SPACER	1	20	152473	SEAL	1
09	152319	SEAL	1	21	152745	SHAFT/OUTPUT	1
10	152681	NUT/SPECIAL/HEX/SLOTTED.....	1	22	152418	KEY/HARDENED 5/16X2-1/2	1
	655014	PIN/COTTER 1/8X2	1	23	660065	PLUG/PIPE 3/8	1

1410 - APRON DRIVE GEARBOX (MECHANICAL DRIVE)

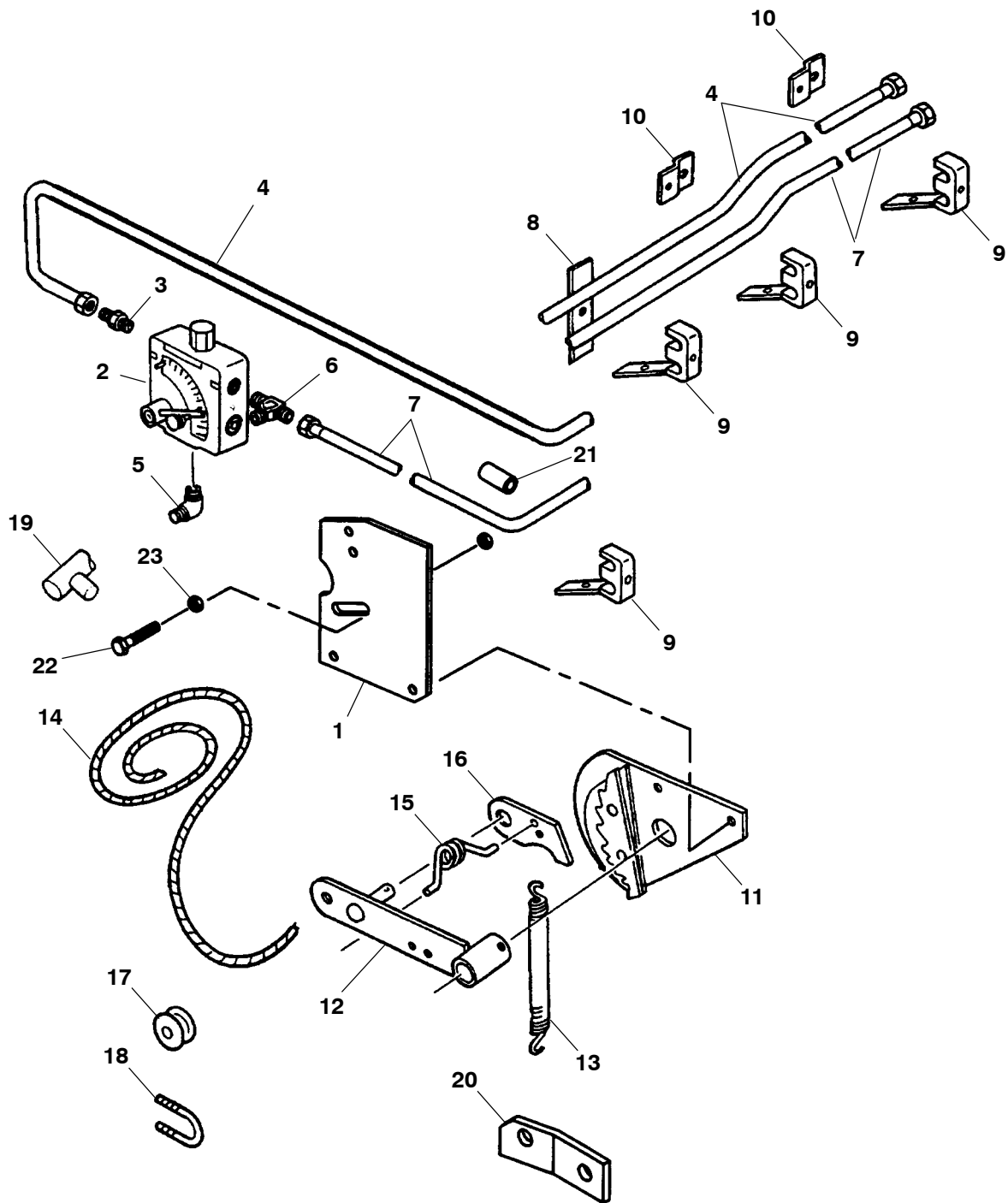


1410 - APRON DRIVE GEARBOX (MECHANICAL DRIVE)

Ref. No.	Part No.	Description	Qty. Req.	Ref. No.	Part No.	Description	Qty. Req.
01	171835	WORM GEARBOX/ASSY	1	12	152697	HUB & SHEAR PLATE WELD/ASSY	1
02	152666	INPUT SHAFT & COLLAR/ASSY	1	13	152656	SHEAR PLATE WELD/ASSY	1
03	152481	SEAL/OIL	1	14	143319 _b	SHEARBOLT KIT	1
04	152811	CAP/END	1	15	152519	COVER/ASSY (INCL REF. 17)	1
	650393	SCREW/CAP/HEX HD G5 5/16X3/4 ...	4		650393	SCREW/CAP/HEX HD G5 5/16X3/4 ...	8
	654024	WASHER/LOCK 5/16	4		654024	WASHER/LOCK 5/16	8
05	152447	BEARING/CUP/TAPERED ROLLER	1	16	152406	BUSHING	2
06	152446	BEARING/CONE/TAPERED ROLLER ...	1	17	152496	SEAL/OIL	2
07	152815	WORM	1	18	153057	GEARBOX HOUSING/ASSY (INCL REF. 08 & 16)	1
	152478	KEY/WOODRUFF 1/4X2-1/8	1	19	152032	BUSHING/HEX 3/8-1/8	1
08	152421	BUSHING	1	20	152312	BREATHER	1
09	152379	PLUG/EXPANSION	1	21	152457	SPRING/WAVE	1
10	171834	GEAR/WORM	1	22	660000	PLUG 1/8	1
	651110	SCREW/CAP/HEX HD G8 3/8X1	8	23	143499 _a	OIL (1 QT GEAR LUBE)	1
	651562	FW 3/8	8				
	210-19533	FLN 3/8	8				
11	051909	RING/RETAINING	1				

- a) This oil **MUST** be used with Worm Gearbox Assembly.
- b) Shear Bolt Kit 143319 contains 8 Shear Bolts and 8 Lock Nuts.

1410 - HYDRAULIC APRON DRIVE - FLOW CONTROL VALVE _____

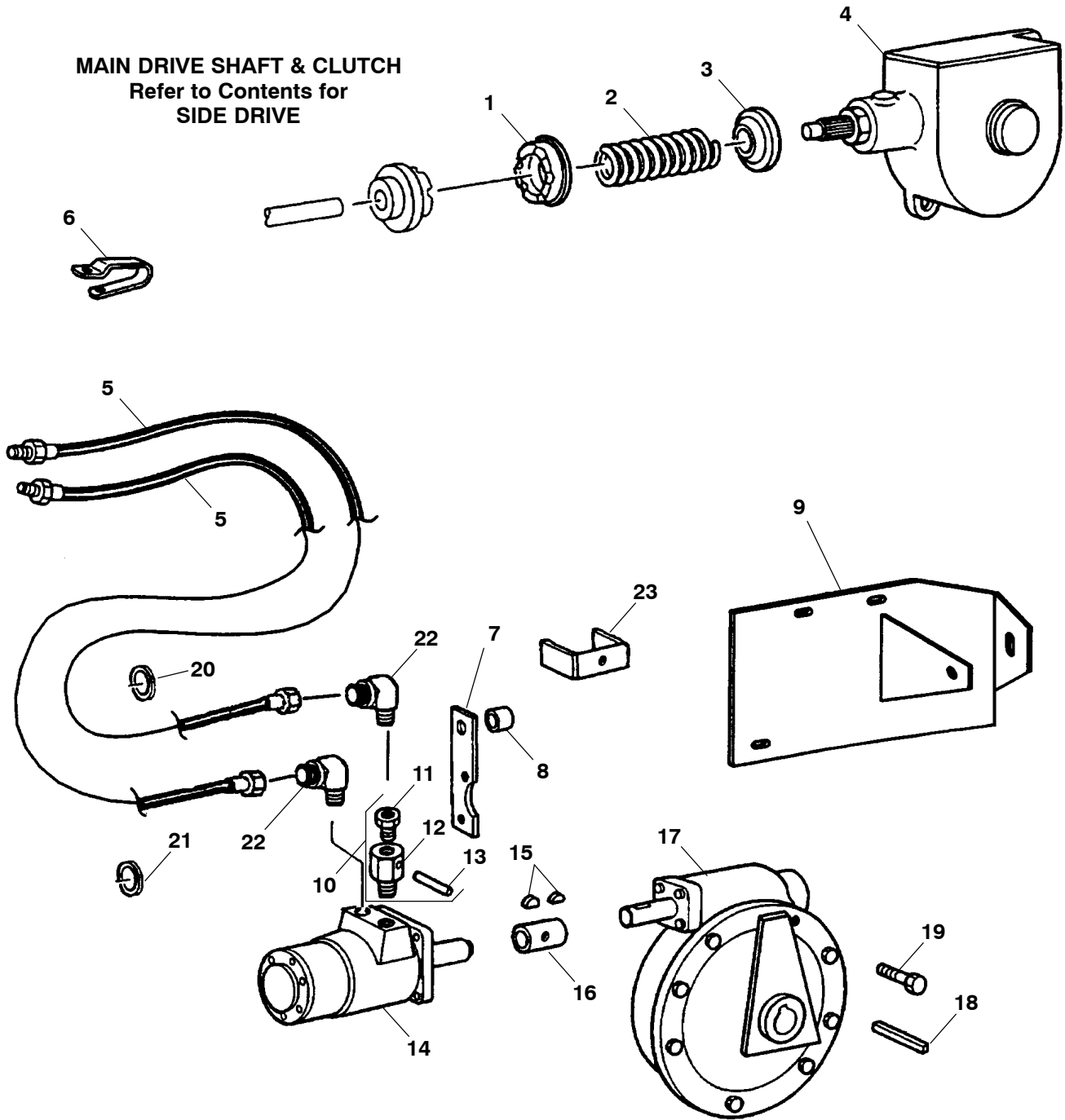


1410 - HYDRAULIC APRON DRIVE - FLOW CONTROL VALVE

Ref. No.	Part No.	Description	Qty. Req.	Ref. No.	Part No.	Description	Qty. Req.
01	160225	PLATE	1	11	152817	QUADRANT WELD/ASSY	1
	651089	CS 1/4X3	2	12	152748	LEVER WELD/ASSY	1
	152690	NUT/FLANGE 1/4	2		650835	SCREW/CAP/HEX HD G5 1/4X1	1
02	152903 _a	FLOW CONTROL VALVE/ASSY	1		653005	NUT/HEX 1/4	2
	650449	SCREW/CAP/HEX HD G5 1/4X2-1/2 ...	2		153001	PIN/GROOVE A 5/16X1-1/4	1
	654002	FW 1/4	8	13	152887	SPRING/COMPRESSOR	1
	152690	NUT/FLANGE/HEX 1/4 USR	2	14	152350	ROPE 1/4IN X 15FT LG.	1
03	054850	CONNECTOR/MALE 7/8-14UNF TO 1/2NPTF	1	15	152305	SPRING/TORSION	1
04	NS _b	TUBE/ASSY 5/8OD X 82-1/2IN APPROXIMATE LENGTH	1	16	152355	PAWL/QUADRANT	1
	152365	SLEEVE/TUBE	2		654009	WASHER SAE 1/2	1
	152366	NUT/TUBE	2		655006	PIN/COTTER 1/8X1	1
05	054848	ELBOW/MALE 7/8-14UNF TO 1/2NPTF	1	17	059721	GUIDE/ROPE	2
06	065507	TEE/MALE RUN (2) 7/8-14UNF TO 1/2NPTF	1	18	152288	U-BOLT	2
07	NS _b	TUBE/ASSY 5/8OD X 64-3/4IN APPROXIMATE LENGTH	1		650549	WASHER/LOCK #10	4
	152365	SLEEVE/TUBE	2		152504	NUT/HEX #10	4
	152366	NUT/TUBE	2	19	152325	GRIP/ROPE (OPTIONAL)	1
08	160218	TAB	1	20	160226	TAB	1
09	152454	CLAMP/TUBE (FOR 5/8OD TUBE)	1	21	160216	SPACER	1
	650449	CS 1/4X2-1/2	1	22	650533	CS 3/8X1-1/2	1
	654002	FW 1/4	2	23	152991	NUT/SPECIAL	2
	654022	LW 1/4	2				
	653005	N 1/4	1				
10	152607	BRACKET/TUBE CLAMP/REAR	2				
	650786	BOLT/CARRIAGE G5 3/8X1-1/4	1				
	152991	NUT/SPECIAL	2				

- a) For breakdown, see Components page titled "Flow Control Valve Assembly".
- b) Not Serviced. Repair Locally.

1410 - HYDRAULIC APRON DRIVE - REAR DRIVE

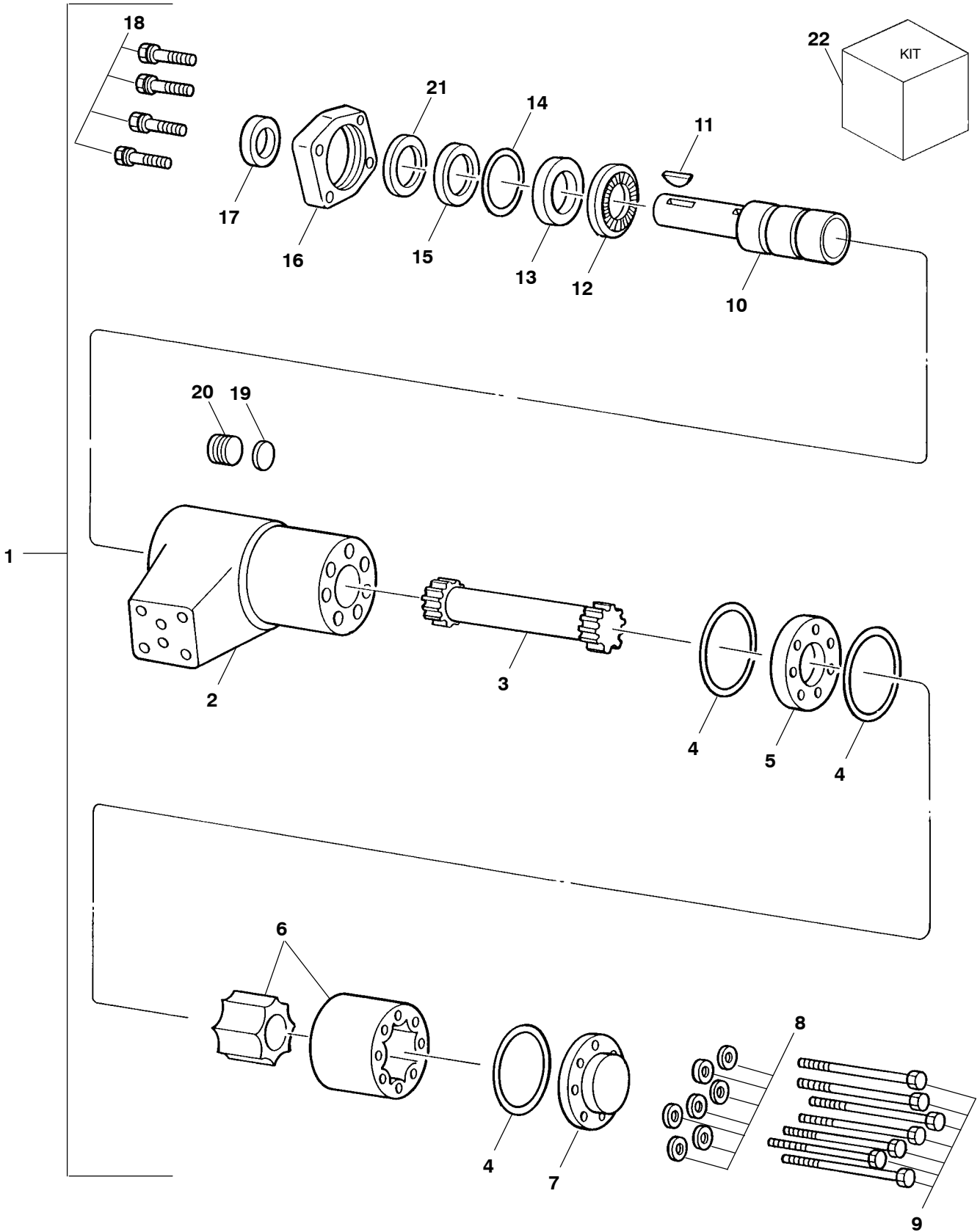


MAIN DRIVE SHAFT & CLUTCH
Refer to Contents for
SIDE DRIVE

1410 - HYDRAULIC APRON DRIVE - REAR DRIVE

Ref. No.	Part No.	Description	Qty. Req.	Ref. No.	Part No.	Description	Qty. Req.
01	152890	CLUTCH/HALF	1	13	152403	PIN/TAPERED	1
	053894	FITTING/LUBE/SHORT 1/4-28	1	14	153116 _b	ORBIT MOTOR/ASSY	1
02	152348	SPRING	1	15	650513	KEY/WOODRUFF/HT 1/4X1	2
03	152629	WASHER/SPECIAL	1	16	152716	COUPLING/SHAFT	1
04	152944 _a	BEATER DRIVE GEARBOX/ASSY	1		650219	SCREW/SET/SQ HD/CUP PT. 3/8X1 ..	2
	650453	CS 1/2X1-1/2	4		653038	NUT/HEX/JAM 3/8	2
	654030	LW 1/2	4	17	171836 _c	APRON DRIVE WORM BOX/ASSY	1
	653018	N 1/2	4		650569	CS 1/2X1-3/4	2
05	160228	HOSE/ASSY 1/2 X 200	2		654030	LW 1/2	2
06	152419	CLAMP/HOSE	1		653018	N 1/2	2
	152487	SCREW/SELF TAP	1	18	152380	KEY/SPECIAL	1
07	152620	ARM/TORQUE	1	19	143319 _d	KIT/SHEARBOLT	1
	650429	SCREW/CAP/HEX HD G5 3/8X3/4	2	20	118757	GROMMET	1
	650633	SCREW/CAP/HEX HD G5 1/2X1-1/4	1	21	160217	GROMMET	1
	654009	FW 1/2	1	22	054848	ELBOW/HYD FITTING 90 DEG	2
	654026	LW 3/8	1	23	160224	RETAINER	7
	654030	LW 1/2	2		650577	CS 5/16X1-1/2	7
	653018	N 1/2	1		654004	FW 5/16	7
08	152308	SPACER	1		071701	LN 5/16	7
09	160227	PLATE W/A	1	a)	For breakdown, see Components page titled "Beater Drive Gearbox".		
	650786	BOLT/CARRIAGE G5 3/8X1-1/4	1	b)	For breakdown, see Components page titled "Orbit Motor Assembly".		
	654005	WASHER 3/8	AR	c)	For breakdown, see Components page titled "Apron Drive Gearbox Assembly (Standard & Hydraulic Apron Drive)".		
	152991	NUT/SPECIAL	1	d)	Shear Bolt Kit 143319 contains 8 Shear Bolts and 8 Lock Nuts.		
10	067457	CHECK VALVE/ASSY	1				
11	152402	POPPET	1				
12	NS	VALVE/BODY	1				

1410 - APRON DRIVE HYDRAULIC MOTOR



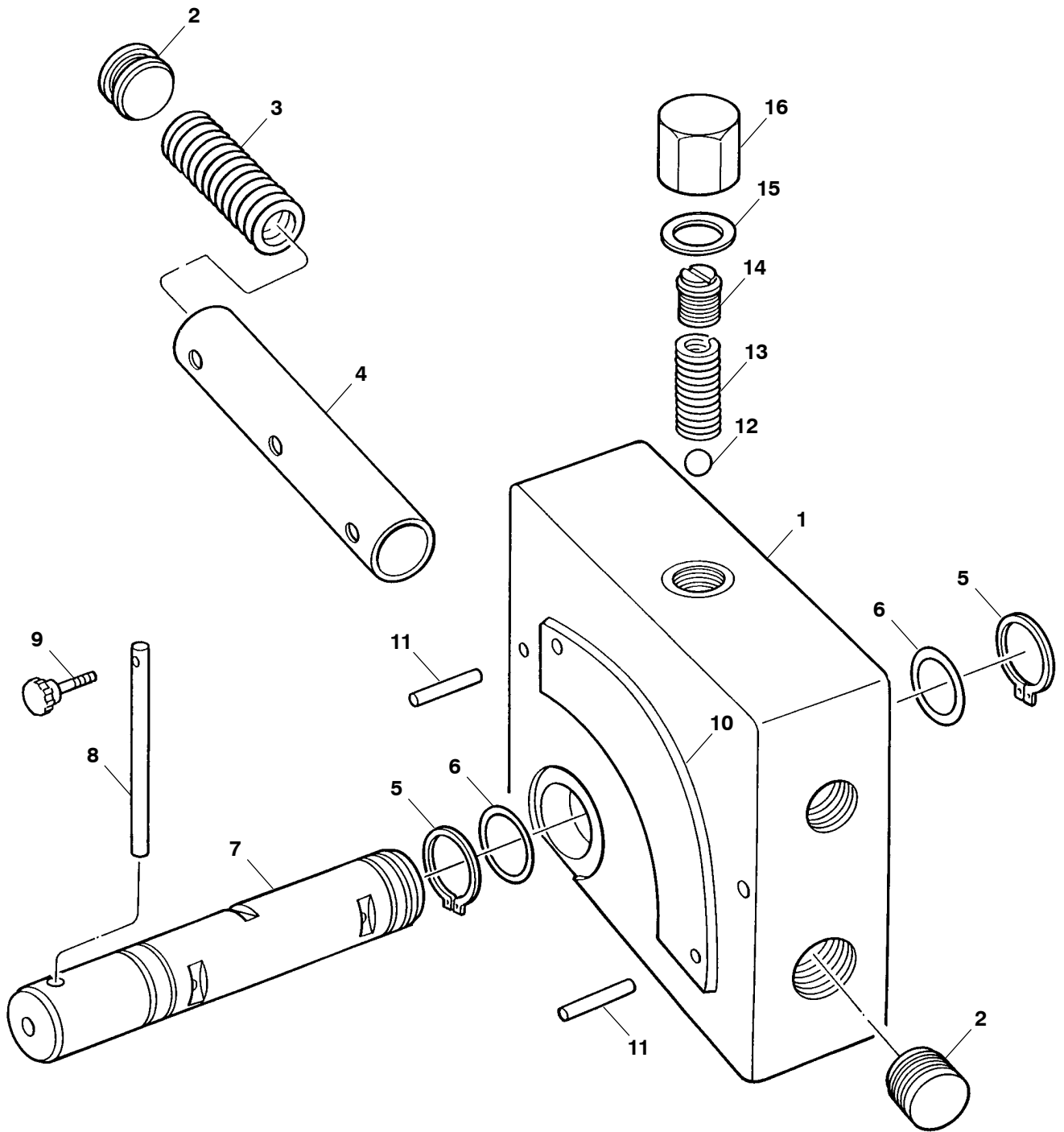
1410 - APRON DRIVE HYDRAULIC MOTOR

Ref. No.	Part No.	Description	Qty. Req.	Ref. No.	Part No.	Description	Qty. Req.
01	153116	MOTOR/HYDRAULIC	1	15	NS _{ab}	SEAL	1
02	153060	KIT/HOUSING (INCL REF. 19 & 20)	1	16	153061	KIT/MOUNTING FLANGE (INCL REF. 14, 15, 17, 21 & MOUNTING FLANGE)	1
03	152396	DRIVE	1				
04	NS _b	O-RING	3	17	NS _{ab}	SEAL/OIL	1
05	152712	PLATE	1	18	650371	SCREW/CAP	4
06	144001	GEROTOR/ASSY	1	19	NS _b	O-RING	1
07	152711	PLATE/END	1	20	152468	PLUG	1
08	NS _b	WASHER	7	21	NS _{ab}	RING/BACK-UP	1
09	153010	SCREW/CAP	7	22	153059	KIT/SEAL (INCL REF. 4, 8, 14, 15, 17, 19, & 21)	1
10	152616	SHAFT/OUTPUT	1				
11	153063	KEY/SPECIAL 1/4X1	1				
12	152754	BEARING	1				
13	049498	RACE/BEARING	1				
14	NS _{ab}	O-RING	1				

a) Component of Mounting Flange Kit (Ref. 16).

b) Component of Seal Kit (Ref. 22).

1410 - FLOW CONTROL VALVE



1410 - FLOW CONTROL VALVE

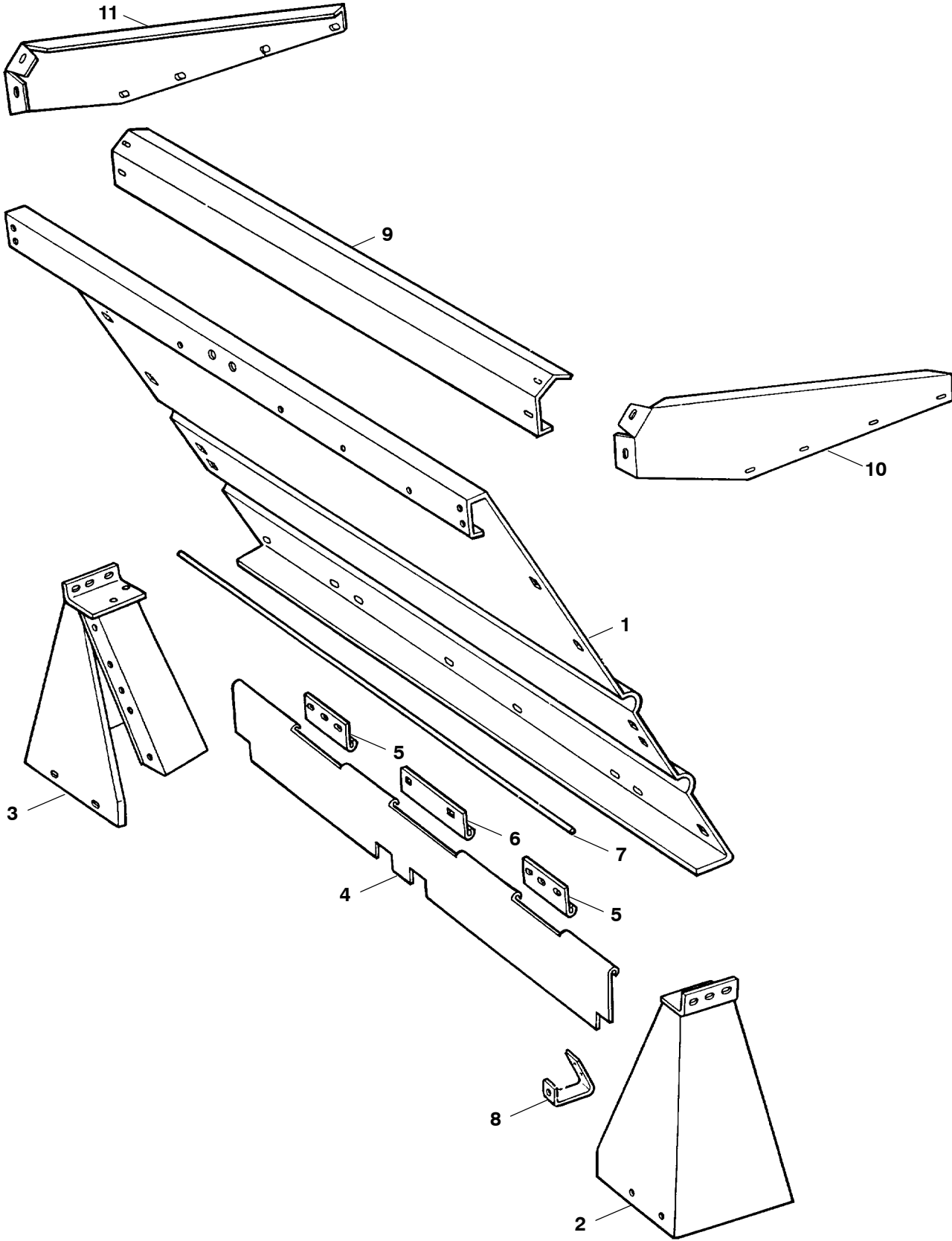
Ref. No.	Part No.	Description	Qty. Req.	Ref. No.	Part No.	Description	Qty. Req.
01	152903	VALVE/FLOW CONTROL (INCL REF. 02-16)	1	09	152612	SCREW/THUMB	1
02	152378	PLUG/PIPE 3/4NPT	2	10	152613	PLATE/DIAL	1
03	152384	SPRING/METERING	1	11	051569	PIN/ROLL 3/16X7/8	2
04	152584	SPOOL/METERING	1	12	603761	BALL	1
05	152611	RING/SNAP	2	13	152995	SPRING/RELIEF	1
06	152574	O-RING	2	14	152994	SCREW/ADJUSTING	1
07	152426	SPOOL/LEVER/SIDE	1	15	152385	WASHER/ALUMINUM	1
08	152583	HANDLE	1	16	152993	NUT/ACORN 3/4-16	1

1410 - APRON DRIVE GEARBOX (HYDRAULIC DRIVE)

Ref. No.	Part No.	Description	Qty. Req.	Ref. No.	Part No.	Description	Qty. Req.
01	171836	WORM GEARBOX/ASSY	1	12	152697	HUB & SHEAR PLATE WELD/ASSY	1
02	152621	INPUT SHAFT & COLLAR/ASSY	1	13	152656	SHEAR PLATE WELD/ASSY	1
03	152481	SEAL/OIL	1	14	143319 _b	SHEARBOLT KIT	1
04	152811	CAP/END	1	15	152519	COVER/ASSY (INCL REF. 17)	1
	650393	SCREW/CAP/HEX HD G5 5/16X3/4 ...	4		650393	SCREW/CAP/HEX HD G5 5/16X3/4 ...	8
	654024	WASHER/LOCK 5/16	4		654024	WASHER/LOCK 5/16	8
05	152447	BEARING/CUP/TAPERED ROLLER	1	16	152406	BUSHING	2
06	152446	BEARING/CONE/TAPERED ROLLER ...	1	17	152496	SEAL/OIL	2
07	152815	WORM	1	18	153057	GEARBOX HOUSING/ASSY (INCL REF. 08 & 16)	1
	152780	KEY/WOODRUFF 1/4X2-1/8	1	19	152032	BUSHING/HEX 3/8-1/8	1
08	152421	BUSHING	1	20	152312	BREATHER	1
09	152379	PLUG/EXPANSION	1	21	152457	SPRING/WAVE	1
10	171834	GEAR/WORM	1	22	660000	PLUG 1/8	1
	651110	SCREW/CAP/HEX HD G8 3/8X1	8	23	143499 _a	OIL (1 QT GEAR LUBE)	1
	651562	FW 3/8	8				
	210-19533	FLN 3/8	8				
11	051909	RING/RETAINING	1				

- a) This oil **MUST** be used with Worm Gearbox Assembly.
- b) Shear Bolt Kit 143319 contains 8 Shear Bolts and 8 Lock Nuts.

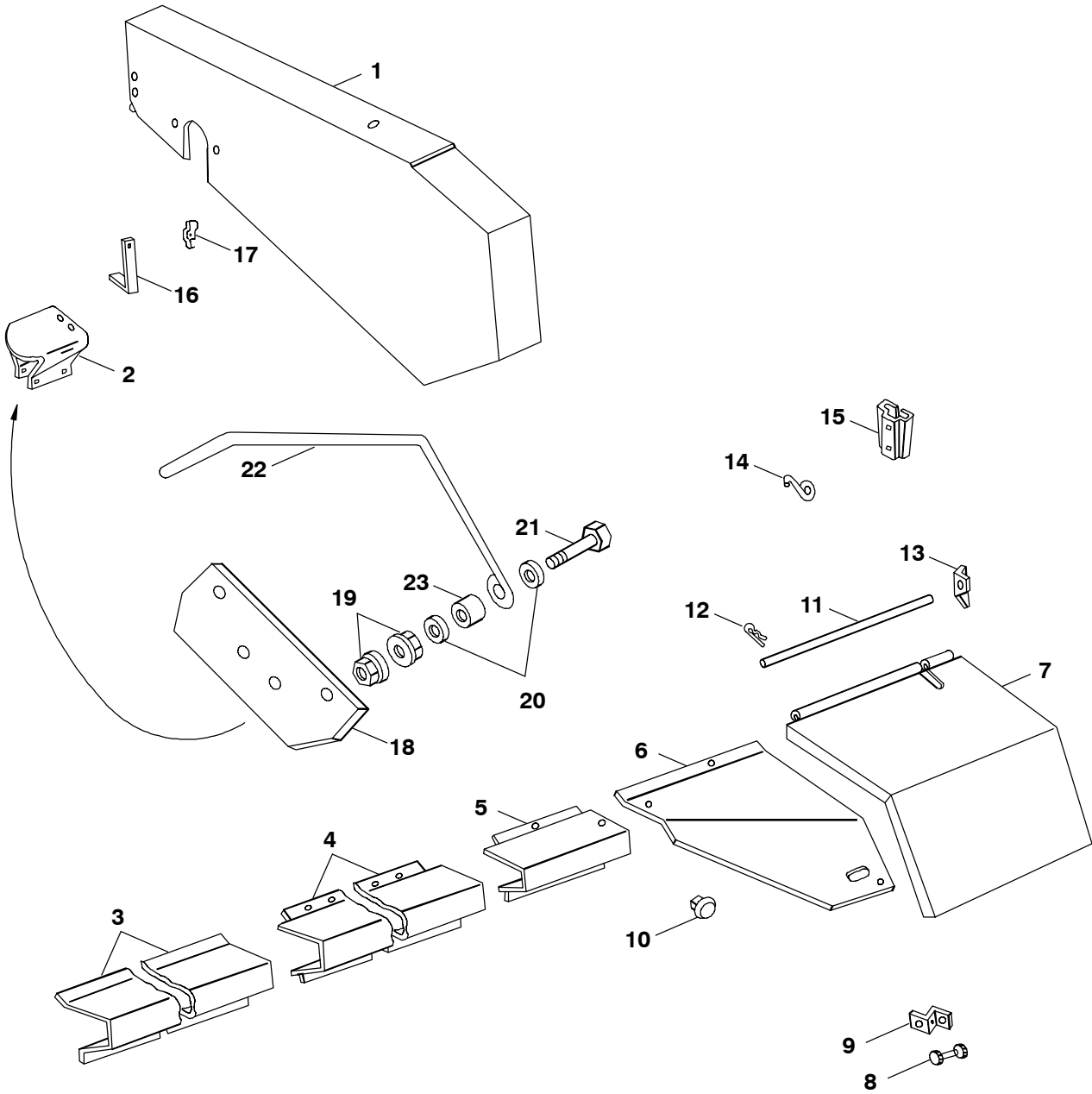
1410 - FRONT ENDGATE



1410 - FRONT ENDGATE

Ref. No.	Part No.	Description	Qty. Req.	Ref. No.	Part No.	Description	Qty. Req.
01	152850	ENDGATE/FRONT	1	06	152636	CENTER/SEAL SUPPORT	1
	650790	BOLT/CARRIAGE G5 3/8X3/4	8		650429	SCREW/CAP/HEX HD G5 3/8X3/4	2
	650704	BOLT/CARRIAGE G5 3/8X1	2		654004	WASHER 3/8	2
	152991	NUT/FLANGE/HEX 3/8 USR	10		152991	NUT/FLANGE/HEX 3/8 USR	2
02	152713	CORNER WELD/ASSY/LH	1	07	152632	PIN/HINGE	1
	650494	SCREW/CAP/HEX HD G5 1/2X1	2	08	152597	SUPPORT	1
	650790	BOLT/CARRIAGE G5 3/8X3/4	4		153040	BOLT/CARRIAGE G5 3/8X1	2
	650704	BOLT/CARRIAGE G5 3/8X1	1		650790	BOLT/CARRIAGE G5 3/8X3/4	1
	654030	WASHER/LOCK 1/2	2		152991	NUT/FLANGE/HEX 3/8 USR	3
	653018	NUT/HEX G5 1/2	2	09	152785 _a	GUARD/SPLASH/FRONT	1
	152991	NUT/FLANGE/HEX 3/8 USR	5		651110	SCREW/CAP/HEX HD G5 3/8X1	4
03	152757	CORNER WELD/ASSY/RH	1		152433	SCREW/THREAD FORMING 3/8X3/4 ..	3
	650494	SCREW/CAP/HEX HD G5 1/2X1	2		654005	WASHER 3/8	4
	650790	BOLT/CARRIAGE G5 3/8X3/4	4		654026	WASHER/LOCK 3/8	4
	650704	BOLT/CARRIAGE G5 3/8X1	1		653010	NUT/HEX 3/8	4
	654030	WASHER/LOCK 1/2	2	10	152891 _a	GUARD/SPLASH/LH	1
04	152831	SEAL/ENDGATE (USED WITH SINGLE APRON)	1		152433	SCREW/THREAD FORMING 3/8X3/4 ..	4
	152803	SEAL/ENDGATE (USED WITH DOUBLE APRON)	1	11	152841 _a	GUARD/SPLASH/RH	1
05	152635	SUPPORT/SEAL	2		152433	SCREW/THREAD FORMING 3/8X3/4 ..	4
	650429	SCREW/CAP/HEX HD G5 3/8X3/4	4	a)	Component of Splash Guard Bundle; complete bundle is not a service part and must be ordered through Sales Department.		
	152991	NUT/FLANGE/HEX 3/8 USR	4				

1410 - FRONT & SIDE SHIELDS

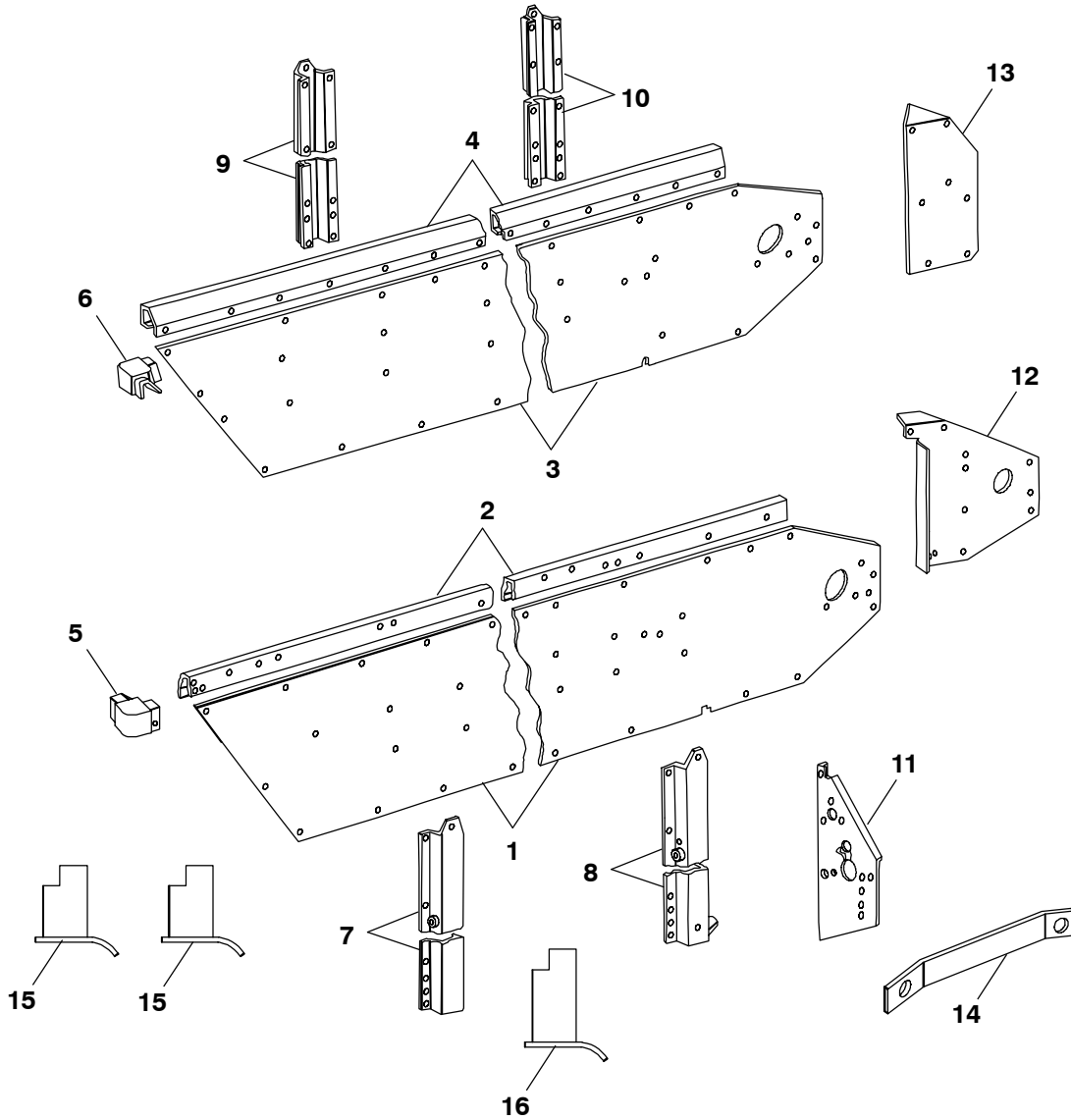


1410 - FRONT & SIDE SHIELDS

Ref. No.	Part No.	Description	Qty. Req.	Ref. No.	Part No.	Description	Qty. Req.
01	152907	FRONT SHIELD WELD/ASSY	1	09	152590	BRACKET	1
	650429	SCREW/CAP/HEX HD G5 3/8X3/4	1		650790	BOLT/CARRIAGE G5 3/8X3/4	2
	650491	SCREW/CAP/HEX HD G5 3/8X1-1/4	1		152991	NUT/FLANGE/HEX 3/8 USR	2
	654004	WASHER 3/8	1	10	152436	PLUG/SNAP-IN (USED TO PLUG HOLES WHEN ATTACHMENTS ARE NOT INSTALLED)	12
	654026	WASHER/LOCK 3/8	1				
	653010	NUT/HEX 3/8	1	11	152431	ROD/HINGE	1
	152991	NUT/FLANGE/HEX 3/8 USR	1	12	152362	COTTER/HAIRPIN	1
02	152776	SHIELD/PTO	1	13	152704	ANGLE	1
	650429	SCREW/CAP/HEX HD G5 3/8X3/4	2		650790	BOLT/CARRIAGE G5 3/8X3/4	2
	650491	SCREW/CAP/HEX HD G5 3/8X1-1/4	2		152991	NUT/FLANGE/HEX 3/8 USR	2
	654004	WASHER 3/8	2	14	152434	LATCH (CRIMP END TO HOLD IN PLACE)	1
	654026	WASHER/LOCK 3/8	4	15	047269	BRACKET/SOCKET LAMP	1
	653010	NUT/HEX 3/8	4		650687	BOLT/CARRIAGE G5 5/16X3/4	2
03	152829	SHIELD/SIDE/FRONT 67-1/2IN LG.	1		654024	WASHER/LOCK 5/16	2
	651066	BOLT/ROUND HD/SHORT NECK G5 3/8X3/4	4		653007	NUT/HEX 5/16	2
	152991	NUT/FLANGE/HEX 3/8 USR	4	16	152699	BRACKET/HOSE SUPPORT	1
04	152830	SHIELD/SIDE/MIDDLE 70-3/4IN LG.	1	17	152833	CLAMP/HOSE	1
	651066	BOLT/ROUND HD/SHORT SQ NECK G5 3/8X3/4	4		650790	BOLT/CARRIAGE G5 3/8X3/4	1
	152991	NUT/FLANGE/HEX 3/8 USR	4		654026	WASHER/LOCK 3/8	1
05	152764	SHIELD/SIDE/REAR 13IN LG.	1		653010	NUT/HEX 3/8	1
	651066	BOLT/ROUND HD/SHORT NECK G5 3/8X3/4	2	18	152516	BUMPER	1
	152991	NUT/FLANGE/HEX 3/8 USR	2		651110	SCREW/CARRIAGE/HEX HD G5 P 3/8X1	4
06	152852	SHIELD	1		071703	NUT/LOCK 3/8	4
	152493	SCREW/SELF-TAPPING 1/4X5/8	1		654005	WASHER 3/8	4
	651066	BOLT/ROUND HD/SHORT NECK G5 3/8X3/4	1	19	152991	NUT/FLANGE 3/8X10 USR	2
	152991	NUT/FLANGE/HEX 3/8 USR	1	20	152360	SPACER	2
07	152949	COVER	1	21	651023	SCREW/CARRIAGE/HEX HD G5 P 3/8X2	1
08	143319 _a	SHEARBOLT KIT	1	22	152517	BUMPER	1
				23	152374	SPACER	1

a) Shear Bolt Kit 143319 contains 8 Shear Bolts and 8 Lock Nuts.

1410 - SIDE SHEETS & REAR SUPPORTS

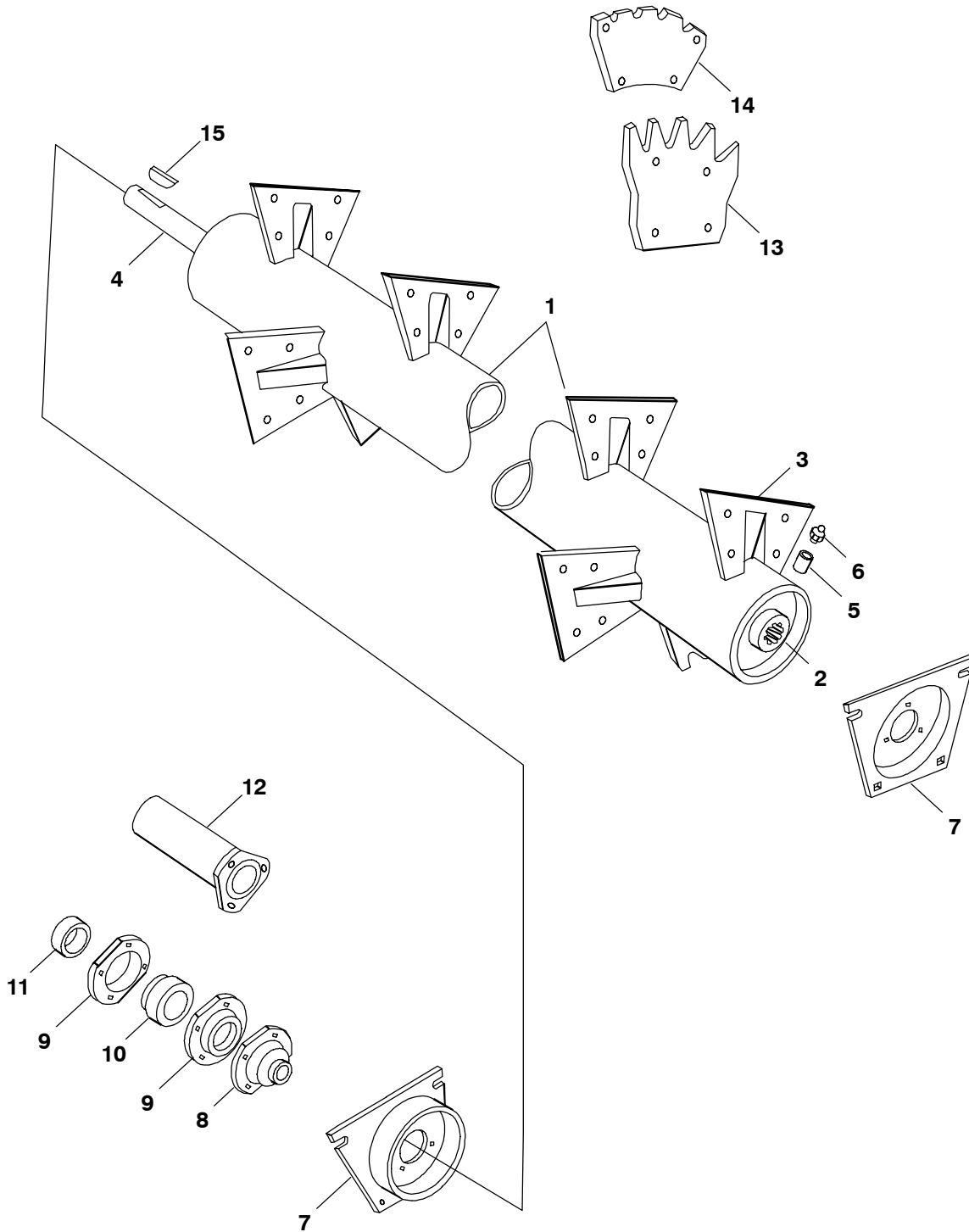


1410 - SIDE SHEETS & REAR SUPPORTS

Ref. No.	Part No.	Description	Qty. Req.	Ref. No.	Part No.	Description	Qty. Req.
01	152901	SHEET/SIDE/LH	1	10	153035	SIDE BRACE WELD/ASSY/ RIGHT REAR	1
	650790	BOLT/CARRIAGE G5 3/8X3/4	11		651110	SCREW/CAP/HEX HD G5 3/8X1	3
	650811	BOLT/ROUND HD/SHORT NECK G5 1/2X1	2		650429	SCREW/CAP/HEX HD G5 3/8X3/4	4
	152991	NUT/FLANGE/HEX 3/8 USR	11		650704	BOLT/CARRIAGE G5 3/8X1	2
	653018	NUT/HEX G5 1/2	2		650790	BOLT/CARRIAGE G5 3/8X3/4	2
02	152951	RAIL/SIDE/LH	1		152991	NUT/FLANGE/HEX 3/8 USR	11
	651110	SCREW/CAP/HEX HD G5 3/8X1	1		654005	WASHER 3/8	2
	650790	BOLT/CARRIAGE G5 3/8X3/4	14	11	152930	SHIELD WELD/ASSY	1
	654004	WASHER 3/8	1		650790	BOLT/CARRIAGE G5 3/8X3/4	2
	152991	NUT/FLANGE/HEX 3/8 USR	15		650704	BOLT/CARRIAGE G5 3/8X1	1
03	152948	SHEET/SIDE/RH	1		650429	SCREW/CAP/HEX HD G5 3/8X3/4	4
	650790	BOLT/CARRIAGE G5 3/8X3/4	14		152991	NUT/FLANGE/HEX 3/8 USR	7
	650811	BOLT/ROUND HD/SHORT NECK G5 1/2X1	2	12	152904	SUPPORT/SIDE/LH	1
	152991	NUT/FLANGE/HEX 3/8 USR	14		650790	BOLT/CARRIAGE G5 3/8X3/4	1
	653018	NUT/HEX G5 1/2	2		650811	BOLT/ROUND HD/SHORT NECK G5 1/2X1	2
04	152952	RAIL/SIDE/RH	1		650704	BOLT/CARRIAGE G5 3/8X1	2
	651110	SCREW/CAP/HEX HD G5 3/8X1	1		654009	WASHER 1/2	2
	650790	BOLT/CARRIAGE G5 3/8X3/4	13		654030	WASHER/LOCK 1/2	2
	654004	WASHER 3/8	1		152991	NUT/FLANGE/HEX 3/8 USR	3
	152991	NUT/FLANGE/HEX 3/8 USR	14	13	152905	SUPPORT/SIDE/RH	1
05	152848	CORNER/ASSY/LH	1		650790	BOLT/CARRIAGE G5 3/8X3/4	2
	152433	SCREW/THREAD FORMING 3/8X3/4	5		650704	BOLT/CARRIAGE G5 3/8X1	2
06	153015	CORNER/ASSY/RH	1		152991	NUT/FLANGE/HEX 3/8 USR	4
	152433	SCREW/THREAD FORMING 3/8X3/4	5	14	152723	STRAP	1
07	152827	SIDE BRACE WELD/ASSY/ LEFT FRONT	1		650790	BOLT/CARRIAGE G5 3/8X3/4	1
	651110	SCREW/CAP/HEX HD G5 3/8X1	5		650704	BOLT/CARRIAGE G5 3/8X1	1
	650429	SCREW/CAP/HEX HD G5 3/8X3/4	10		152991	NUT/FLANGE/HEX 3/8 USR	2
	650704	BOLT/CARRIAGE G5 3/8X1	2		152991	NUT/FLANGE 3/8 USR	2
	650790	BOLT/CARRIAGE G5 3/8X3/4	2		654004	WASHER SAE 3/8	4
	152991	NUT/FLANGE/HEX 3/8 USR	19		654005	WASHER 3/8	2
08	152874	SIDE BRACE WELD/ASSY/ LEFT REAR	1	15	152698 _a	HANGER WELD/ASSY/CENTER	2
	651110	SCREW/CAP/HEX HD G5 3/8X1	3		651110	SCREW/CARRIAGE G5 3/8X1	6
	650429	SCREW/CAP/HEX HD G5 3/8X3/4	4		152991	NUT/FLANGE 3/8 USR	2
	650704	BOLT/CARRIAGE G5 3/8X1	2		654004	WASHER SAE 3/8	4
	650790	BOLT/CARRIAGE G5 3/8X3/4	2		654005	WASHER 3/8	2
	152991	NUT/FLANGE/HEX 3/8 USR	11		152695 _a	HANGER WELD/ASSY/REAR	1
	654005	WASHER 3/8	2	16	651110	SCREW/CARRIAGE G5 3/8X1	3
09	152873	SIDE BRACE WELD/ASSY/ RIGHT FRONT	1		152991	NUT/FLANGE 3/8 USR	2
	651110	SCREW/CAP/HEX HD G5 3/8X1	5		654004	WASHER SAE 3/8	4
	650429	SCREW/CAP/HEX HD G5 3/8X3/4	10		654005	WASHER 3/8	1
	650704	BOLT/CARRIAGE G5 3/8X1	2				
	650790	BOLT/CARRIAGE G5 3/8X3/4	2				
	152991	NUT/FLANGE/HEX 3/8 USR	19				

a) Use with the Double Apron Chain Setup.

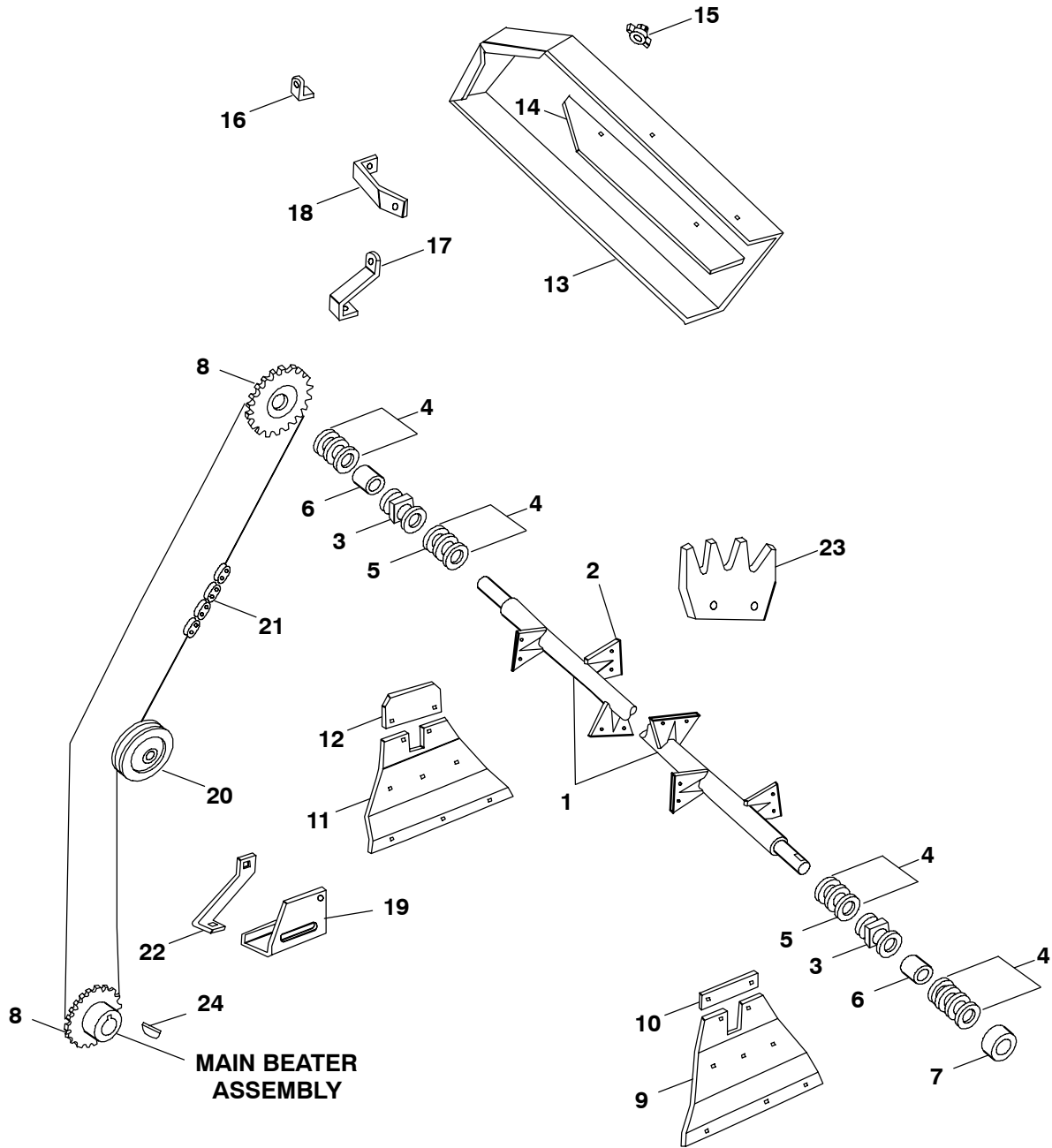
1410 - BEATER



1410 - BEATER

Ref. No.	Part No.	Description	Qty. Req.	Ref. No.	Part No.	Description	Qty. Req.
01	152963	BEATER WELD/ASSY (INCL REF. 02-06)	1	08	152779	SEAL/GREASE	1
	650991	SCREW/CAP/HEX HD G5 3/8X7	1	09	152839	FLANGETTE	2
	071703	NUT/LOCK/HEX 3/8	1		650773	BOLT/ROUND HD/SHORT NECK G5 3/8X1-1/2	3
02	152845	HUB WELD/ASSY	1		653010	NUT/HEX 3/8	3
03	144359	PADDLE/WELD RH (WELD-ON)	1		152991	NUT/FLANGE/HEX 3/8 USR	3
	144360	PADDLE/WELD LH (WELD-ON)	1	010	152302	BEARING	1
04	152742	STUB SHAFT WELD/ASSY (NEEDS WELDING)	1	11	520085	COLLAR	1
05	152332	NIPPLE/PIPE 1/8X2-1/2IN	1	12	152658	SHIELD	1
06	570006	FITTING/LUBE/FEMALE 1/8NPT	1		653010	NUT/HEX 3/8	3
07	152818	BEATER SUPPORT & SHIELD WELD/ASSY	2	13	153009	PADDLE/BEATER	12
	650811	BOLT/CARRIAGE G5 1/2X1	2		152825	SCREW/CAP/HEX HD G8 5/8X1-1/2	24
	650811	BOLT/ROUND HD/SHORT NECK G5 1/2X1	2		153002	NUT G5 .62	24
	654030	WASHER/LOCK 1/2	4		152455	WASHER	48
	653018	NUT/HEX G5 1/2	4	14	144283	PADDLE/BEATER/CUPPED (OPTIONAL)	AR
				15	152479	KEY/WOODRUFF 5/16X2-1/8	1

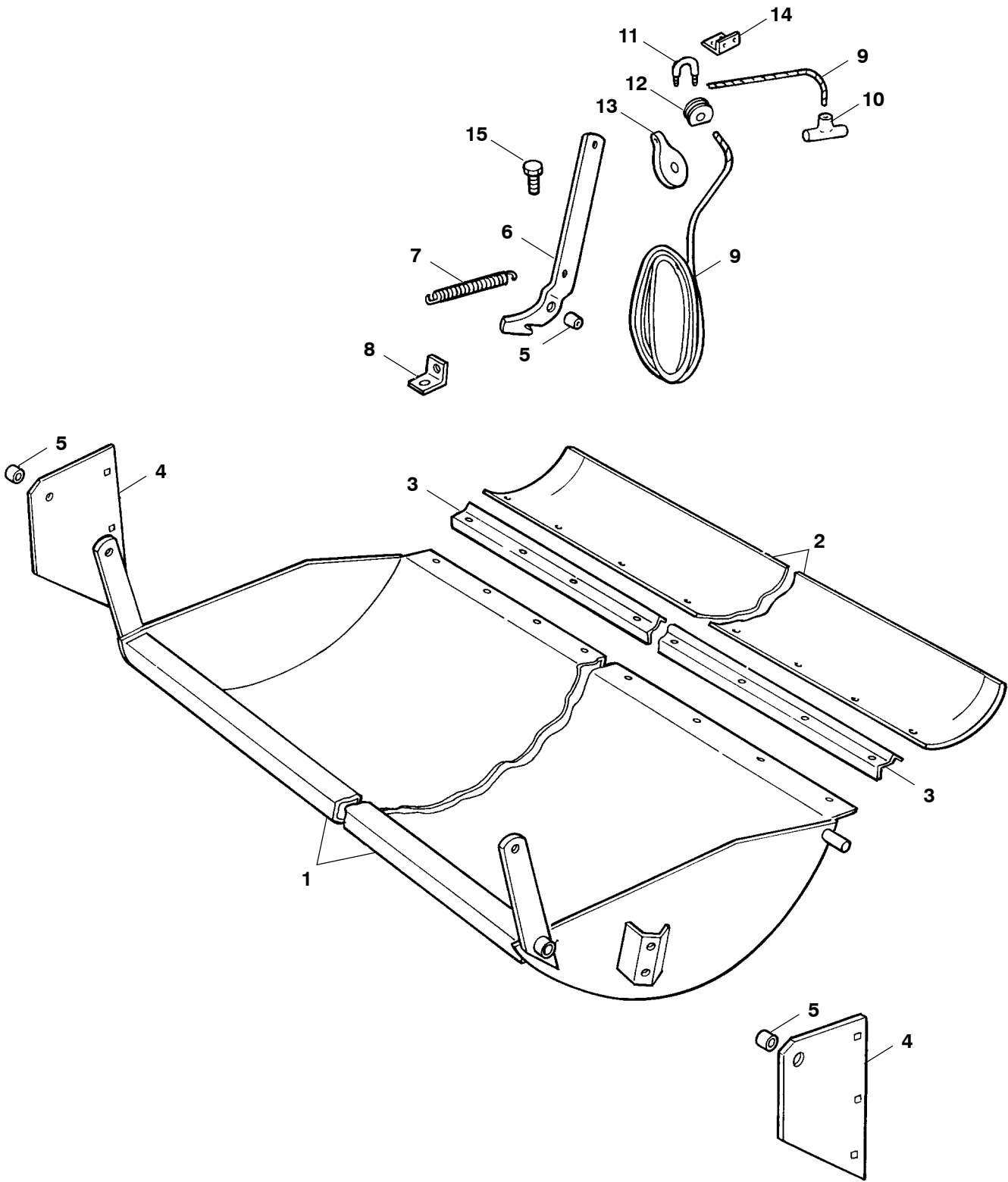
1410 - UPPER BEATER



1410 - UPPER BEATER

Ref. No.	Part No.	Description	Qty. Req.	Ref. No.	Part No.	Description	Qty. Req.
01	152918	UPPER BEATER WELD/ASSY	1	16	152714	SUPPORT/SHIELD	1
02	144357	PADDLE/WELD RH (WELD-ON)	6		650704	BOLT/CARRIAGE G5 3/8X1	1
	144358	PADDLE/WELD LH (WELD-ON)	6		654026	WASHER/LOCK 3/8	1
03	152530	BEARING/ASSY (INCL REF. 06)	2		635010	NUT/HEX 3/8	1
	570008	FITTING/LUBE 1/4-28 45DEG	2	17	152738	BRACKET/SHIELD	1
04	152344	WASHER .060IN THICK	12AR		650811	BOLT/CARRIAGE G5 1/2X1	1
05	152346	WASHER/PHENOLIC .065IN THICK (FITS AGAINST REF. 03)	2		654030	WASHER/LOCK 1/2	1
06	152750	BUSHING	2		653018	NUT/HEX G5 1/2	1
07	152835	COLLAR	1	18	152758	BRACKET	1
	152592	PIN/SPRING 1/4X1-3/4	1		650704	BOLT/CARRIAGE G5 3/8X1	1
08	152861	SPROCKET/ASSY/21T	2		654026	WASHER/LOCK 3/8	1
	655537	KEY/WOODRUFF/D 5/16X1-1/4	2		653010	NUT/HEX 3/8	1
	653007	SCREW/SET/SQ HD/CENTER POST 3/8X1	4	19	153021	BRACKET/IDLER	1
	653038	NUT/JAM 3/8	4		650786	BOLT/CARRIAGE G5 3/8X1-1/4	2
09	152820	SUPPORT/UPPER BEATER/LH	1		650704	BOLT/CARRIAGE G5 3/8X1	1
	651066	BOLT/ROUND HD/SHORT NECK G5 3/8X3/4	3		152991	NUT/FLANGE/HEX 3/8 USR	3
	152991	NUT/FLANGE/HEX 3/8 USR	3	20	152778	CHAIN IDLER/ASSY	1
10	152657	STRIP/CLAMP	1		650762	BOLT/ROUND HD/SHORT NECK G5 1/2X2-1/2	1
	651066	BOLT/ROUND HD/SHORT NECK G5 3/8X3/4	2		654009	WASHER 1/2	4
	152991	NUT/FLANGE/HEX 3/8 USR	2		654030	WASHER/LOCK 1/2	1
11	152821	SUPPORT/UPPER BEATER/RH	1		653018	NUT/HEX G5 1/2	1
	651066	BOLT/ROUND HD/SHORT NECK G5 3/8X3/4	3	21	152393	CHAIN/ROLLER #60 3/4 PITCH 89 TOTAL PITCHES	1
	152991	NUT/FLANGE/HEX 3/8 USR	3		152382	LINK/ROLLER	87
12	152857	PLATE/CLAMP	1		500161	LINK/OFFSET	1
	651066	BOLT/ROUND HD/SHORT NECK G5 3/8X3/4	2		500160	LINK/CONNECTOR (COTTER PIN TYPE)	1
	152991	NUT/FLANGE/HEX 3/8 USR	2	22	152813	BRACE	1
13	153020	BEATER SHIELD WELD/ASSY	1		650704	BOLT/CARRIAGE G5 3/8X1	2
	651110	SCREW/CAP/HEX HD G5 3/8X1	2		654026	WASHER/LOCK 3/8	2
	071703	NUT/LOCK/HEX GB 3/8	2		653010	NUT/HEX 3/8	2
14	153022	STRIP/SHIELD FILLER	1	23	152486	PADDLE (BOLT-ON)	12
	650704	BOLT/CARRIAGE G5 3/8X1	2		653018	NUT G5 P 1/2-13	24
	152991	NUT/FLANGE/HEX 3/8 USR	2		654009	WASHER P 1/2	24
15	653098	WINGNUT	1		654030	WASHER/LOCK P 1/2	24
	650491	SCREW/CAP/HEX HD 3/8X1-1/4	1		650633	SCREW/CAP/HEX HD G5 P 1/2X1-1/4	24
	654004	WASHER	1	24	152479	KEY/WOODRUFF 5/16X2-1-8	1
	152991	NUT/FLANGE/HEX 3/8 USR	1				

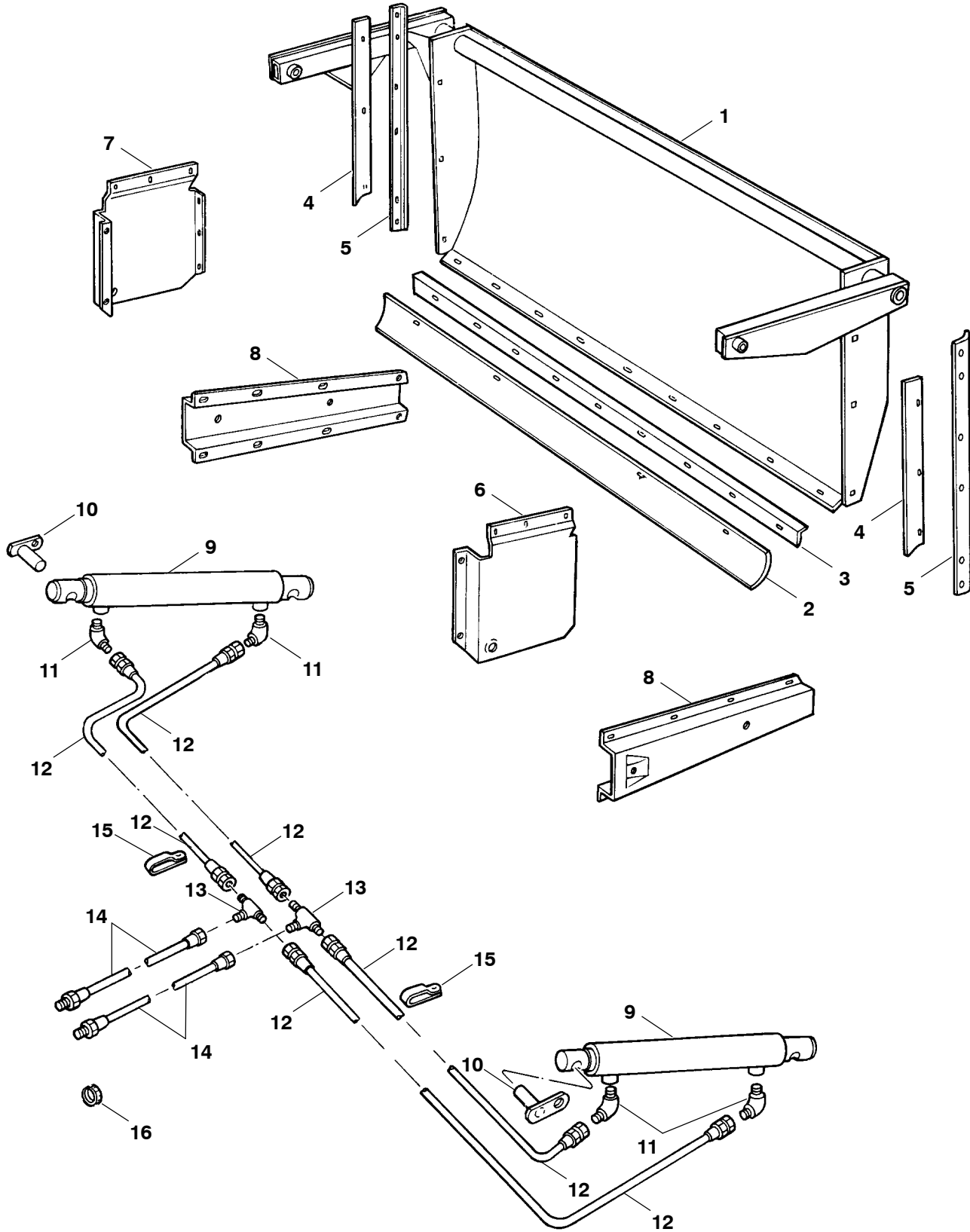
1410 - LITTER PAN



1410 - LITTER PAN

Ref. No.	Part No.	Description	Qty. Req.	Ref. No.	Part No.	Description	Qty. Req.
01	152902	PAN WELD/ASSY	1	08	152576	BRACKET/SPRING ATTACHING	1
	650453	SCREW/CAP/HEX HD G5 1/2X1-1/2 ...	2		650704	BOLT/SHORT NECK G5 3/8X1	1
	152294	WASHER	2		654026	WASHER/LOCK 3/8	1
	654030	WASHER/LOCK 1/2	2		653010	NUT/HEX 3/8	1
	653018	NUT/HEX 1/2	2	09	152448	ROPE/CONTROL 32FT	1
02	152483	STRIP/PAN EXTENSION/RUBBER	1	10	152325	GRIP/CONTROL ROPE (OPTIONAL) ...	1
	650745	BOLT/CARRIAGE 5/16X1-1/4	12	11	152288	U-BOLT	3
	654024	WASHER/LOCK 5/16	12		650549	WASHER/LOCK #10	6
	653007	NUT/HEX 5/16	12		152504	NUT #10	6
03	152639	ANGLE/PAN EXTENSION	1	12	059721	GUIDE/TWINE	3
04	152700	BRACKET/SIDE SUPPORT	2	13	152304	PULLEY	1
	650527	BOLT/CARRIAGE 1/2X1-1/4	6	14	152351	BRACKET	1
	654030	WASHER/LOCK 1/2	6		650393	SCREW/CAP/HEX HD 5/16X3/4	2
	653018	NUT/HEX 1/2	6		654024	WASHER/LOCK 5/16	2
05	152623	BLOCK/BEARING	3		653007	NUT 5/16	2
06	152862	LEVER	1	15	650494	SCREW/CAP/HEX HD G5 1/2X1-1/4 (USED AS A STOP)	1
	650633	SCREW/CAP/HEX HD G5 1/2X1-1/4 ...	1		654009	WASHER 1/2	2
	654009	WASHER 1/2	1		654030	WASHER/LOCK 1/2	1
	654030	WASHER/LOCK 1/2	1		653018	NUT/HEX 1/2	1
	653018	NUT 1/2	1				
07	152295	SPRING	1				

1410 - HYDRAULIC ENDGATE

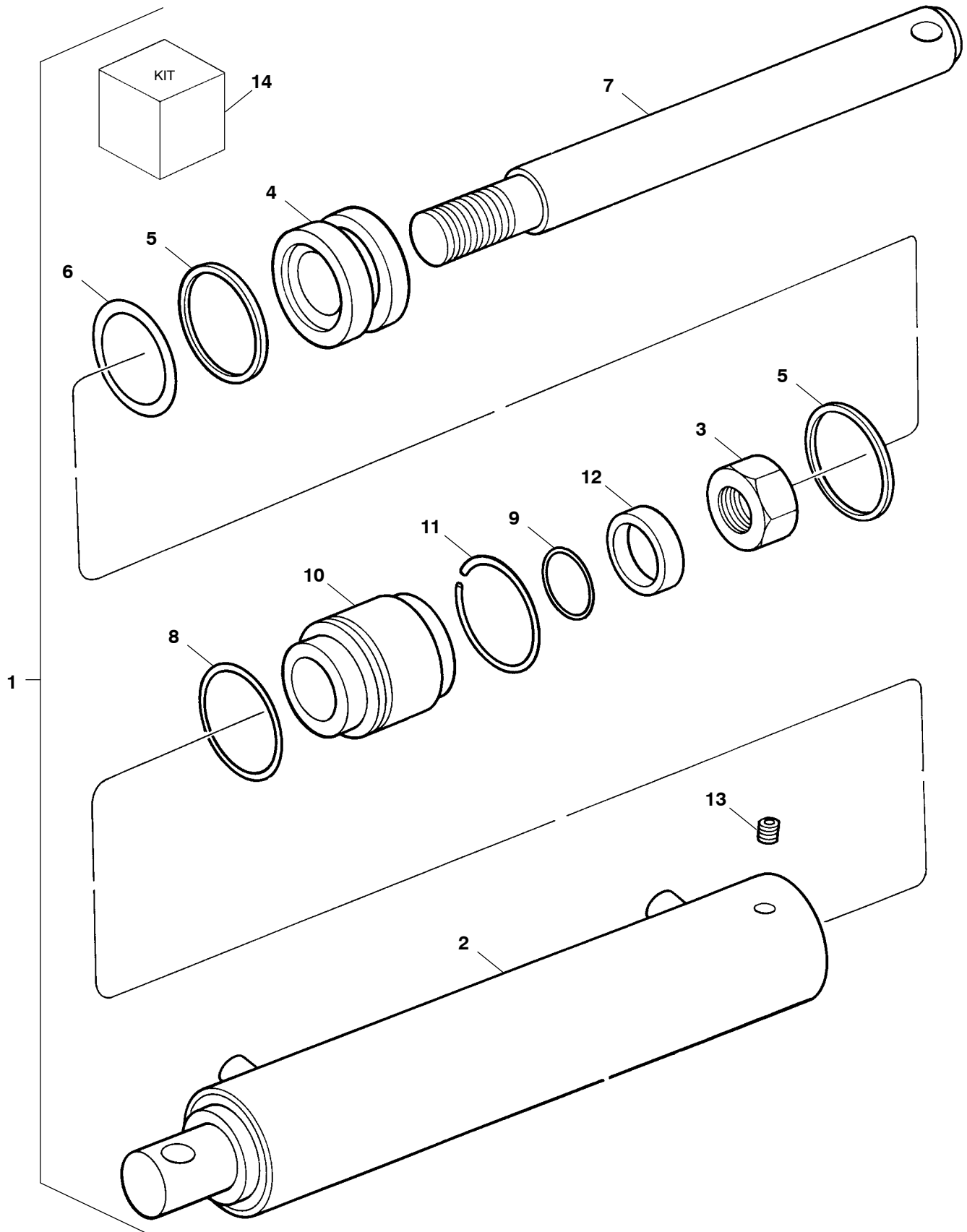


1410 - HYDRAULIC ENDGATE

Ref. No.	Part No.	Description	Qty. Req.	Ref. No.	Part No.	Description	Qty. Req.
01	152950	ENDGATE WELD/ASSY	1	08	152734	CYLINDER SUPPORT WELD/ASSY	2
	650631	SCREW/CAP/HEX HD G5 5/8X4	2		650790	BOLT/CARRIAGE G5 3/8X3/4	12
	654012	WASHER 5/8	2		651110	SCREW/CAP/HEX HD G5 3/8X1	4
	152344	WASHER/SPECIAL	2		152991	NUT/FLANGE/HEX 3/8 USR	16
	129311	NUT/LOCK/HEX GB 5/8	2	09	152897 _b	HYDRAULIC CYLINDER/ASSY	2
02	152490	STRIP/RUBBER (DOUBLE APRON)	1		650631	SCREW/CAP/HEX HD G5 5/8X4	2
	152518 _a	STRIP/RUBBER (SINGLE APRON)	1		129311	NUT/LOCK/HEX GB 5/8	2
	153040	BOLT/CARRIAGE G5 3/8X1-1/2	10	10	152435	PIN WELD/ASSY	2
	152991	NUT/FLANGE/HEX 3/8 USR	10		651110	SCREW/CAP/HEX HD G5 3/8X1	2
03	152736	STRIP/REINFORCEMENT	1		654026	WASHER/LOCK 3/8	2
04	152452	STRIP/RUBBER/LH	1		653010	NUT/HEX 3/8	2
	152453	STRIP/RUBBER/RH	1	11	152671	ADAPTER 45DEG 1/4NPT X 9/16-18 (37 DEG FLARE)	4
	650786	BOLT/CARRIAGE G5 3/8X1-1/4	6		079026	ELBOW HYD FITTING 45 DEG	4
	152991	NUT/FLANGE/HEX 3/8 USR	6	12	152444	HOSE/ASSY 1/4ID X 215IN LG.	4
05	153017	STRIP/SIDE REINFORCEMENT	2	13	152687	TEE/UNION	2
06	152595	GATE SUPPORT WELD/ASSY/LH	1	14	152515	HOSE/ASSY 1/4ID X 144IN LG.	2
	650633	SCREW/CAP/HEX HD G5 1/2X1-1/4	6		152782	GROMMET	2
	650527	BOLT/CARRIAGE G5 1/2X1-1/4	2	15	097860	CLAMP/HOSE	17
	654009	WASHER 1/2	3		651110	SCREW/CAP/HEX HD G5 3/8X1	17
	654030	WASHER/LOCK 1/2	8		654026	WASHER/LOCK 3/8	17
	653018	NUT/HEX G5 1/2	5		653010	NUT/HEX 3/8	17
07	153016	GATE SUPPORT WELD/ASSY/RH	1	16	152328	GROMMET	2
	650633	SCREW/CAP/HEX HD G5 1/2X1-1/4	6				
	650527	BOLT/CARRIAGE G5 1/2X1-1/4	2				
	654009	WASHER 1/2	3				
	654030	WASHER/LOCK 1/2	8				
	653018	NUT/HEX G5 1/2	5				

- a) When using part number **152518** for a unit with a Double Apron, the Strip **MUST** be cut to allow for the center Chain strands .
- b) For breakdown, see Components page titled "Endgate Cylinder Assembly".

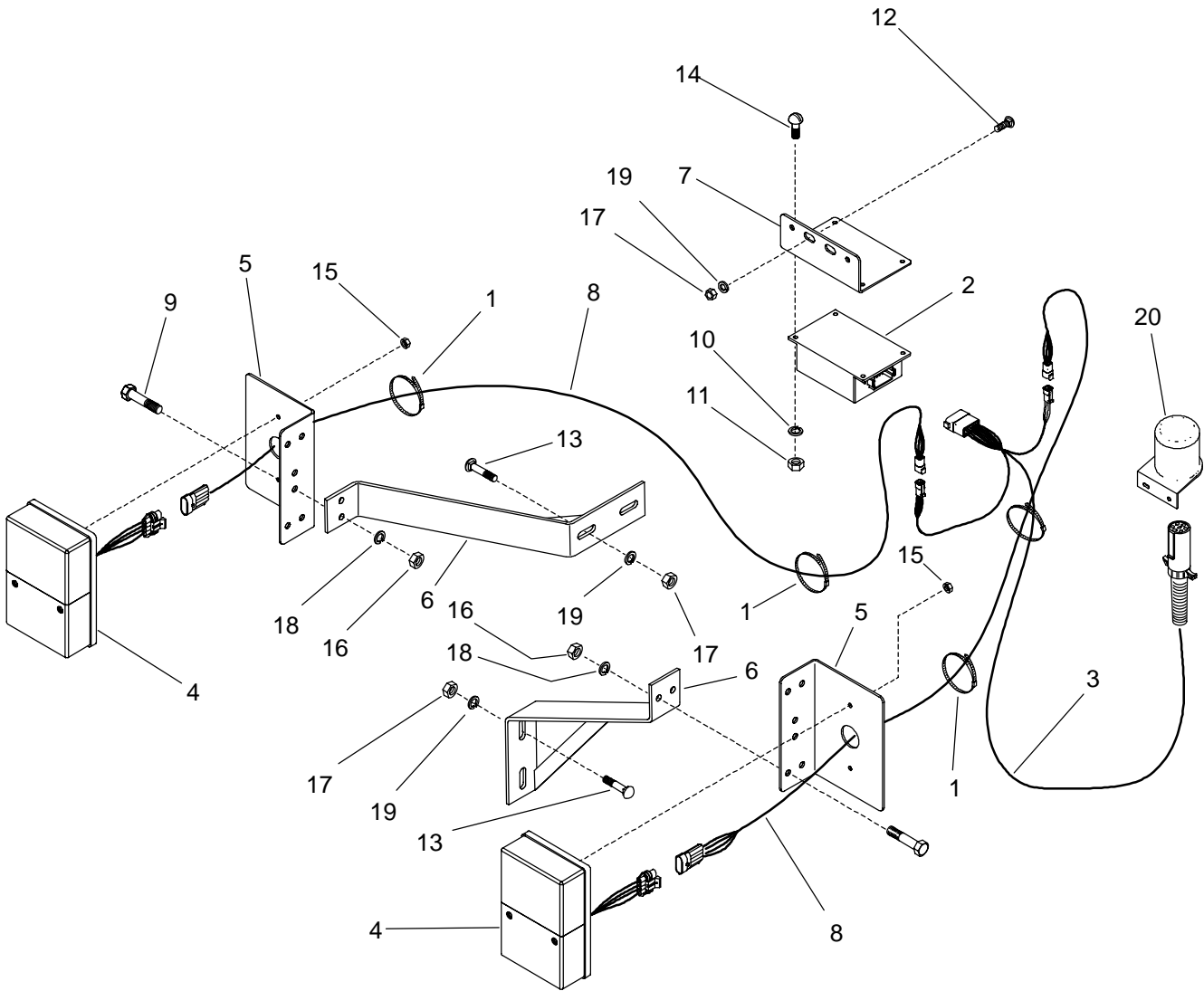
1410 - ENDGATE HYDRAULIC CYLINDER



1410 - ENDGATE HYDRAULIC CYLINDER

Ref. No.	Part No.	Description	Qty. Req.	Ref. No.	Part No.	Description	Qty. Req.
01	152897	CYLINDER/ASSY	1	10	144259	CYLINDER HEAD/ASSY (INCL REF. 08, 09 & 12)	1
02	NS	BARREL	1	11	NS _a	RING/RETAINING	1
03	126530	NUT/LOCK GC 3/4	1	12	NS _a	SEAL	1
04	152602	PISTON/ASSY (INCL REF. 05 & 06)	1	13	650338	SCREW/SET/SELF-LOCKING	1
05	NS _a	WASHER/BACK-UP	2	14	152414	KIT/SEAL REPAIR (INCL REF. 05, 06, 08, 09, 11 & 12)	AR
06	NS _a	O-RING	1	a)		Component of Seal Kit (part number 152414 , Ref. 14).	
07	153013	ROD/PISTON	1				
08	NS _a	O-RING	1				
09	NS _a	O-RING	1				

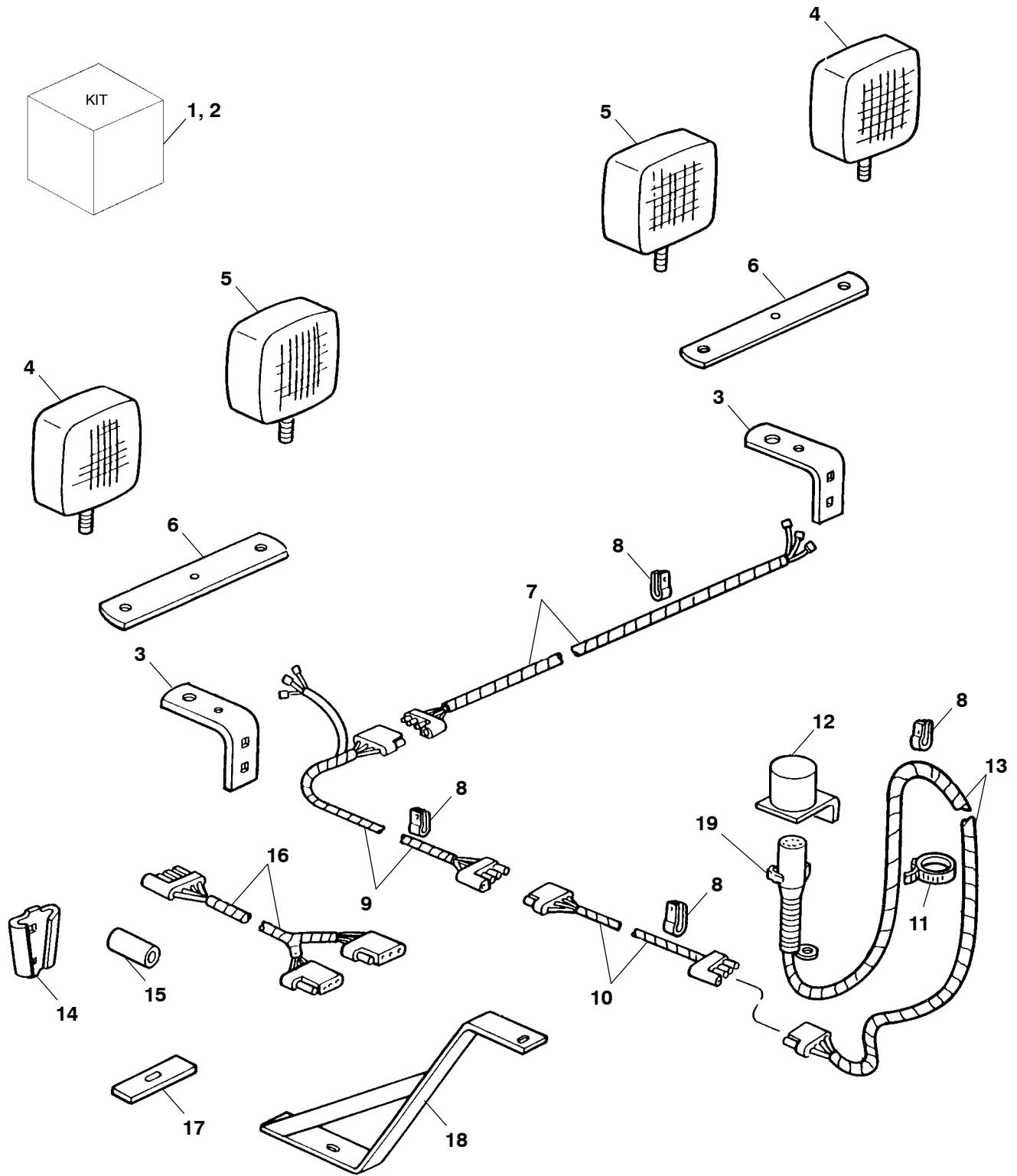
1410 - OPTIONS & ACCESSORIES - TRANSPORT LIGHTS (LATER STYLE) _____



1410 - OPTIONS & ACCESSORIES - TRANSPORT LIGHTS (LATER STYLE)

Ref. No.	Part No.	Description	Qty. Req.	Ref. No.	Part No.	Description	Qty. Req.
01	055648	TIE/WIRE	20	11	650550	HN MS #1024 CZY	4
02	156836	MODULE/LIGHT	1	12	650704	CB 3/8X1 C5ZY	1
03	156841	HARNESS/LIGHT	1	13	650786	CB 3/8X1 -1/4 C5ZY	4
04	157123	LIGHT	2	14	650815	RHMS SLT #1024X3/4 CZY	4
05	157980	BRACKET/LIGHT	2	15	651456	HLN INST M5-0.80 C8 ZO	4
06	158142	MOUNT/LIGHT	2	16	653007	HN 5/16 C2ZY	4
07	159814	BRACKET/MODULE	1	17	653010	HN 3/8 C2ZY	5
08	170320	HARNESS/LAMP	2	18	654024	LW 5/16 RZY	4
09	650487	CS 5/16X1 C5ZY	4	19	654026	LW 3/8 RZY	5
10	650549	LW #10 RZY	4	20	112886	HOLDER	1

1410 - OPTIONS & ACCESSORIES - TRANSPORT LIGHTS (EARLY STYLE) _____



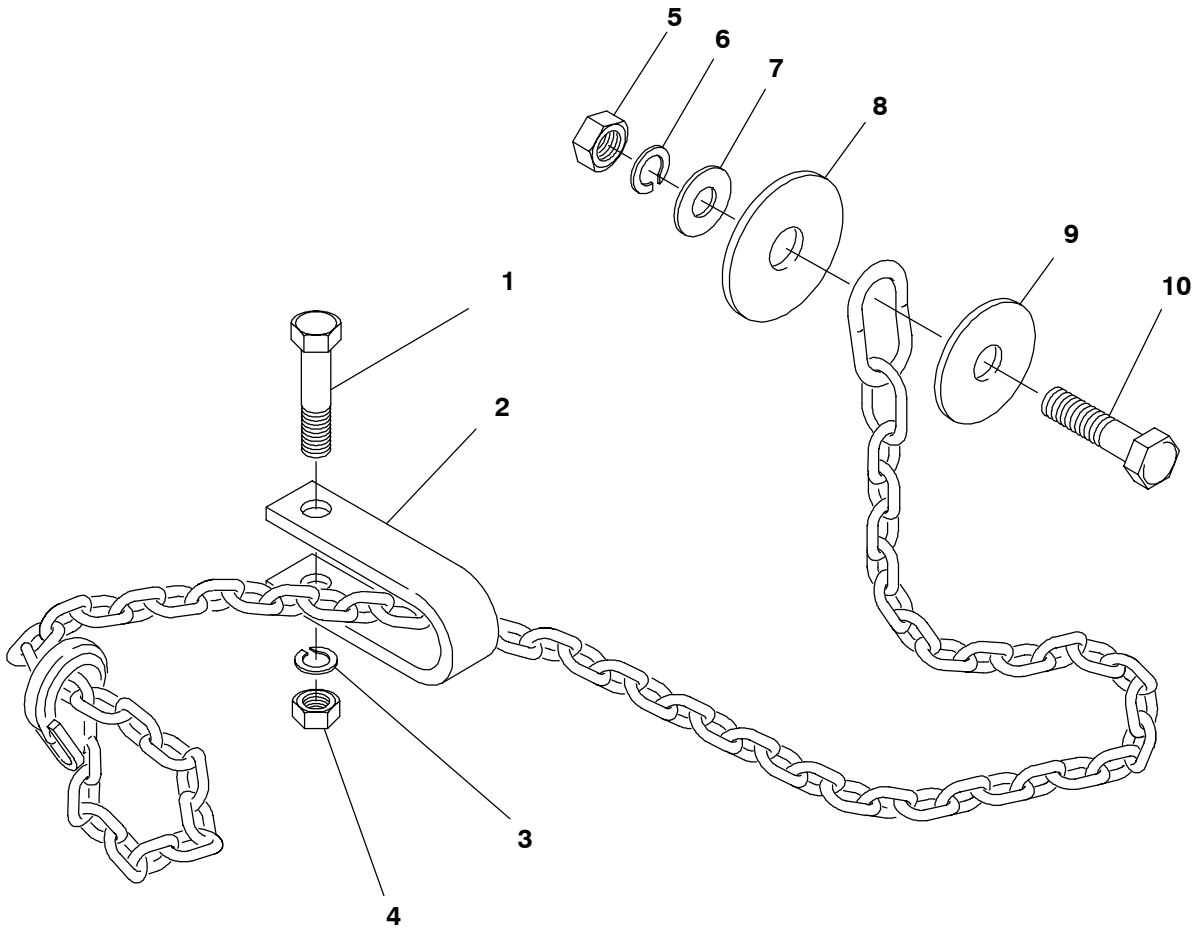
1410 - OPTIONS & ACCESSORIES - TRANSPORT LIGHTS (EARLY STYLE)

Ref. No.	Part No.	Description	Qty. Req.	Ref. No.	Part No.	Description	Qty. Req.
01	143072	KIT/LIGHT (INCL REF. 02-17)	1	09	152506	HARNESS/WIRE	1
02	143073	KIT/LIGHT HARNESS (INCL REF. 08-11 & 15, 16 & 18)	1		152987	SCREW/SELF-LOCKING HWH 5/16X3/4	AR
03	152462	BRACKET/LAMP	2	210-19470	NUT/FLANGE 5/16 USR		AR
	152487	SCREW/SELF-TAPPING HWH 5/16X5/8	4	152487	SCREW/SELF-TAPPING HWH 5/16X5/8		2
04	152527	LAMP/DOUBLE FACE/AMBER	2	152876 _b	HARNESS/WIRE 115IN LG.		1
	654030	WASHER/LOCK 1/2	2	10	152875 _b	HARNESS/WIRE 55IN LG.	1
	654009	WASHER 1/2	2	153038	SCREW/SELF-LOCKING HWH 5/16X3/4		AR
	653019	NUT G5 1/2	2	152991	NUT/FLANGE 3/8 USR		AR
	144002	LENS/AMBER	4	152429	CLAMP 3/8		1
	152469	LAMP/BULB	2	654004	WASHER 5/16		AR
	152500	GASKET	2	650773	SCREW/CAP/HEX HD G5 5/16X2-1/2		AR
	654004	WASHER/FLAT 5/16	2	153037	SCREW/CAP/HEX HD G5 5/16X2		AR
	654024	WASHER/LOCK 5/16	2	152690	NUT/FLANGE 1/4 USR		AR
	210-19470	NUT/FLANGE 5/16 USR	2	152487	SCREW/SELF-TAPPING HWH 5/16X5/8		1
05	152526	LAMP/DOUBLE FACE/RED	2	210-19470	NUT/FLANGE 5/16 USR		1
	654030	WASHER/LOCK 1/2	2	11	074091 _b	TIE/CABLE	12
	654009	WASHER 1/2	2		079340	BAND/PLASTIC	2
	653019	NUT G5 1/2	2	12	112886	HOLDER/PLUG	1
	152501	LENS/RED	2		152493	SCREW/SELF-TAPPING HWH 1/4X5/8 USR	2
	152649	LAMP/BULB	2	13	152498	HARNESS/WIRE	1
	152500	GASKET	2	14	047269 _c	SOCKET/ASSY	2
	654004	WASHER/FLAT 5/16	2	15	152459 _{b,c}	SPACER	1
	654024	WASHER/LOCK 5/16	2	16	152508 _{b,d}	HARNESS/WIRE/Y CONNECTOR	1
	210-19470	NUT/FLANGE 5/16 USR	2	17	152593 _c	PAD	4
06	152463	BRACKET	2	18	152720 _{b,c}	BRACKET WELD/ASSY	2
07	152507	HARNESS/WIRE	1	19	112917	PLUG/7-PIN W/CABLE	1
	152703	GROMMET	1				
	152987	SCREW/SELF-LOCKING HWH 5/16X3/4	1				
	210-19470	NUT/FLANGE 5/16 USR	1				
08	079414	J-CLAMP	5				
	152371	CLAMP/BOLT .44X.26	1				
	152591	CLAMP	4				
	152429	CLAMP/BOLT .38X.38	21				
	076078 _b	CLAMP/BOLT 11/32X3/4	6				

- b)** Component of Light Harness Kit, part number **143073**.
- c)** Component of Trailing Light Kit so the kit can be adapted to various models across all product lines.
- d)** Part is needed on some models to run Light Kit Wire Harness along both sides of unit.

1410 - OPTIONS & ACCESSORIES - SAFETY CHAIN

142967 Safety Chain - 15 Ton



Ref. No.	Part No.	Description	Qty. Req.	Ref. No.	Part No.	Description	Qty. Req.
	142966	CHAIN/SAFETY TOW 10 TON	1	05	653026	HN 3/4	1
		CONSISTS OF:		06	654034	LW 3/4	1
01	650695	CS 5/8X3-1/2	1	07	654014	FW 3/4	1
02	080894	CLEVIS	1	08	043912	FW 1-1/32 SPECIAL	1
03	654032	LW 5/8	1	09	069076	FW 25/32	1
04	653021	HN 5/8	1	10	651073	CS 3/4X3-1/4 GR8	1

Index

A

Apron Chains, 10
Apron Controls, 14
Apron Drive, 20
Apron Drive Gearbox
 Hydraulic Drive, 36
 Mechanical Drive, 26
Apron Drive Hydraulic Motor, 32
Axle, 8

B

Beater, 44
Beater Drive, 20
Beater Drive Gearbox, 24

D

Decal Application, 2
Decal Locations, 2-3
Decal Set and List, 2
Double Apron Shafts, 12

E

Endgate Hydraulic Cylinder, 52

F

Floor, 8
Flow Control Valve, 34
Front Drive, 18
Front Endgate, 38

H

Hitch Frame, 6
Hub Assembly, 8
Hydraulic Apron Drive
 Flow Control Valve, 28
 Rear Drive, 30
Hydraulic Control Cylinder, 16
Hydraulic Endgate, 50
Hydraulic Fitting Data, 68
Hydraulic Motor, Apron Drive, 32

J

Jack Assembly, 6

L

Litter Pan, 48

M

Main Frame, 8

O

Options & Accessories
 Safety Chain, 58
 Transport Lights, 54-57

P

Paint Notice, 2
PTO, 4

R

Rear Supports, 42

S

Shields, 40
Side Sheets, 42
Single Apron, 10

U

Upper Beater, 46

1410 - NUMERICAL INDEX

Part No.	Page No.	Ref. No.	Part No.	Page No.	Ref. No.	Part No.	Page No.	Ref. No.	Part No.	Page No.	Ref. No.
13E24	07	07	079026	51	11	144258	13	03	152319	25	09
043912	56	08	076078	55	08	144259	53	10	152320	19	15
045026	21	11	079340	55	11	144260	23	35	152323	23	38
047269	41	15	079414	55	08	144283	45	14	152324	07	01
047269	55	14	080894	56	02	144300	09	24	152324	07	02
049498	33	13	091444	02	03	144301	09	25	152324	07	03
051569	21	14	093020	02	04	144302	09	07	152324	07	15
051569	35	11	093366	02	05	144357	47	02	152325	15	01
051909	27	11	093367	02	06	144358	47	02	152325	29	19
051909	37	11	093373	02	07	144359	45	03	152325	49	10
053894	07	09	093457	02	08	144360	45	03	152328	51	16
053894	09	04	094913	02	09	145216	02	01	152330	19	09
053894	13	10	097860	51	15	145217	02	02	152330	25	12
053894	15	10	112886	55	12	152032	27	19	152331	15	20
053894	15	14	112917	55	19	152032	37	19	152332	45	05
053894	21	08	118757	31	20	152279	21	05	152334	09	09
053894	21	12	122617	02	18	152280	23	58	152336	11	24
053894	21	15	126530	53	03	152281	11	04	152341	19	17
053894	21	18	129311	07	06	152281	13	16	152343	15	22
053894	23	43	129311	09	04	152281	21	04	152344	13	02
053894	23	51	129311	51	01	152282	15	35	152344	47	04
053894	31	01	129311	51	09	152283	21	07	152344	51	01
054848	29	05	142966	56	00	152284	07	13	152345	09	13
054848	31	22	142975	05	01	152285	15	17	152346	47	05
054850	29	03	142984	02	10	152288	15	04	152347	21	13
059721	15	03	142985	02	11	152288	29	18	152348	23	42
059721	29	17	143000	02	12	152288	49	11	152348	31	02
059721	49	12	143001	02	13	152290	23	39	152350	15	02
062369	13	07	143002	02	10	152291	21	16	152350	29	14
065507	29	06	143003	02	14	152292	21	17	152351	49	14
067457	31	10	143004	02	15	152294	49	01	152354	21	09
067880	15	31	143005	02	16	152295	49	07	152355	15	12
069076	56	09	143008	02	17	152296	11	17	152355	29	16
071700	05	08	143048	05	01	152299	21	21	152356	19	11
071700	15	25	143049	21	10	152301	15	08	152360	41	20
071701	21	10	143050	23	35	152302	23	49	152361	19	12
071701	21	13	143072	55	01	152302	45	10	152362	41	12
071701	31	23	143073	55	02	152304	49	13	152363	11	09
071703	07	07	143243	02	19	152305	29	15	152365	29	04
071703	15	08	143319	27	14	152307	21	20	152365	29	07
071703	41	18	143319	31	19	152308	31	08	152366	29	04
071703	45	01	143319	37	14	152309	21	32	152366	29	07
071703	47	13	143319	41	08	152311	15	34	152371	55	08
071705	09	07	143499	27	23	152312	27	20	152373	25	11
071705	09	10	143499	37	23	152312	37	20	152374	41	23
074091	55	11	143936	05	07	152313	15	23	152375	23	36
076021	25	19	144001	33	06	152318	19	08	152376	09	26
076022	25	18	144002	55	04	152318	25	13	152377	07	06

1410 - NUMERICAL INDEX

Part No.	Page No.	Ref. No.	Part No.	Page No.	Ref. No.	Part No.	Page No.	Ref. No.	Part No.	Page No.	Ref. No.
152378	35	02	152446	27	06	152493	55	12	152596	21	25
152379	27	09	152446	37	06	152494	23	37	152597	39	08
152379	37	09	152447	27	05	152496	27	17	152600	15	07
152380	11	20	152447	37	05	152496	37	17	152601	13	01
152380	21	03	152448	49	09	152498	55	13	152602	53	04
152380	31	18	152450	09	11	152500	55	04	152603	21	02
152382	47	21	152452	51	04	152500	55	05	152604	23	54
152384	35	03	152453	51	04	152501	55	05	152605	21	33
152385	35	15	152454	29	09	152504	15	04	152607	29	10
152393	47	21	152455	09	04	152504	29	18	152611	35	05
152396	33	03	152455	45	13	152504	49	11	152612	35	09
152400	17	06	152456	15	30	152506	55	09	152613	35	10
152402	31	11	152457	27	21	152507	55	07	152614	11	10
152403	31	13	152457	37	21	152508	55	16	152616	33	10
152406	27	16	152458	23	55	152509	15	25	152617	19	01
152406	37	16	152459	55	15	152512	09	03	152619	15	05
152408	15	09	152460	15	18	152513	09	02	152620	31	07
152414	53	14	152461	19	16	152514	09	01	152621	37	02
152418	25	22	152461	21	31	152515	51	14	152623	49	05
152419	31	06	152462	55	03	152516	41	18	152625	15	26
152420	15	19	152463	55	06	152517	41	22	152628	25	16
152421	21	24	152464	21	06	152518	51	02	152629	23	41
152421	27	08	152465	19	13	152519	27	15	152629	31	03
152421	37	08	152468	33	20	152519	37	15	152630	23	53
152422	15	16	152469	55	04	152523	15	14	152631	11	03
152423	19	18	152472	07	10	152524	19	06	152631	19	05
152426	35	07	152473	25	20	152526	55	05	152632	39	07
152428	21	34	152474	23	48	152527	55	04	152633	25	08
152429	55	08	152476	11	02	152528	09	22	152635	39	05
152429	55	10	152476	13	20	152529	13	09	152636	39	06
152431	41	11	152478	27	07	152530	47	03	152637	11	07
152432	13	06	152479	45	15	152533	19	19	152639	49	03
152433	39	09	152479	47	24	152534	11	06	152640	07	14
152433	39	10	152480	09	12	152535	11	14	152642	09	19
152433	39	11	152481	27	03	152536	09	22	152646	23	56
152433	43	05	152481	37	03	152572	15	33	152649	55	05
152433	43	06	152483	49	02	152574	35	06	152650	15	15
152434	41	14	152485	19	14	152575	15	29	152651	15	28
152435	51	10	152486	47	23	152576	49	08	152654	07	14
152436	41	10	152487	31	06	152577	15	29	152655	11	22
152439	15	22	152487	55	03	152583	35	08	152656	27	13
152442	13	11	152487	55	09	152584	35	04	152656	37	13
152443	09	21	152487	55	10	152589	07	12	152657	47	10
152444	51	12	152489	11	21	152590	41	09	152658	45	12
152445	09	02	152490	51	02	152591	55	08	152659	21	28
152445	09	03	152491	21	23	152592	47	07	152663	07	08
152445	09	06	152492	21	18	152593	55	17	152664	09	08
152445	09	23	152493	41	06	152595	51	06	152666	27	02

1410 - NUMERICAL INDEX

Part No.	Page No.	Ref. No.	Part No.	Page No.	Ref. No.	Part No.	Page No.	Ref. No.	Part No.	Page No.	Ref. No.
152667	21	19	152742	45	04	152829	41	03	152918	47	01
152668	19	02	152745	25	21	152830	41	04	152924	07	01
152669	11	05	152748	29	12	152831	39	04	152925	07	02
152669	13	15	152750	23	52	152832	09	04	152929	27	01
152671	51	11	152750	47	06	152833	41	17	152930	43	11
152679	09	05	152754	33	12	152835	47	07	152938	25	02
152681	25	10	152757	39	03	152836	11	07	152939	25	05
152684	21	29	152758	47	18	152836	11	22	152940	21	12
152685	11	08	152762	07	15	152838	25	02	152944	31	04
152686	07	11	152763	11	02	152839	45	09	152946	25	17
152687	51	13	152763	13	19	152841	39	11	152947	23	40
152689	21	30	152764	41	05	152844	15	26	152947	25	01
152690	29	01	152773	09	06	152844	17	01	152948	43	03
152690	29	02	152774	09	23	152845	45	02	152949	41	07
152690	55	10	152776	41	02	152848	43	05	152950	51	01
152692	15	21	152778	47	20	152850	39	01	152951	43	02
152693	23	46	152779	45	08	152851	07	03	152952	43	04
152694	21	27	152780	23	44	152852	41	06	152955	09	15
152695	07	16	152780	23	46	152854	21	08	152963	45	01
152695	43	16	152780	37	07	152855	21	15	152986	07	01
152696	15	24	152782	51	14	152856	07	06	152986	07	02
152697	27	12	152783	23	45	152857	47	12	152986	07	03
152697	37	12	152785	39	09	152861	47	08	152986	07	15
152698	07	17	152787	11	23	152862	49	06	152987	55	07
152698	43	15	152793	23	44	152873	43	09	152987	55	09
152699	41	16	152797	07	09	152874	43	08	152989	25	04
152700	49	04	152800	11	03	152875	55	10	152990	25	03
152703	55	07	152800	13	17	152876	55	09	152991	07	04
152704	41	13	152801	11	01	152879	23	47	152991	07	05
152705	07	07	152801	13	21	152887	29	13	152991	07	16
152708	23	51	152802	19	05	152890	23	43	152991	07	17
152711	33	07	152803	39	04	152890	31	01	152991	15	13
152712	33	05	152807	15	15	152891	39	10	152991	15	24
152713	39	02	152808	23	57	152892	11	13	152991	23	48
152714	47	16	152810	19	10	152892	13	04	152991	29	10
152716	31	16	152811	27	04	152897	51	09	152991	29	23
152717	21	02	152811	37	04	152897	53	01	152991	31	09
152720	55	18	152813	47	22	152898	23	44	152991	39	01
152721	07	05	152814	21	22	152899	11	02	152991	39	02
152722	07	04	152815	27	07	152899	13	18	152991	39	05
152723	43	14	152815	37	07	152901	43	01	152991	39	06
152727	15	25	152817	29	11	152902	49	01	152991	39	08
152730	15	10	152818	45	07	152903	29	02	152991	41	01
152733	21	14	152820	47	09	152903	35	01	152991	41	03
152734	51	08	152821	47	11	152904	43	12	152991	41	04
152736	51	03	152822	21	10	152905	43	13	152991	41	05
152738	47	17	152825	45	13	152907	41	01	152991	41	06
152739	21	26	152827	43	07	152911	09	07	152991	41	09

1410 - NUMERICAL INDEX

Part No.	Page No.	Ref. No.	Part No.	Page No.	Ref. No.	Part No.	Page No.	Ref. No.	Part No.	Page No.	Ref. No.
152991	41	13	153026	15	13	520046	25	07	650491	41	02
152991	41	19	153035	43	10	520047	09	18	650491	47	15
152991	43	01	153037	55	10	520048	25	06	650494	39	02
152991	43	02	153038	55	10	520054	19	04	650494	39	03
152991	43	03	153040	39	08	520054	25	14	650494	49	15
152991	43	04	153040	51	02	520085	23	50	650513	31	15
152991	43	07	153057	27	18	520085	45	11	650527	21	02
152991	43	08	153057	37	18	520201	19	03	650527	49	04
152991	43	09	153059	33	22	520201	25	15	650527	51	06
152991	43	10	153060	33	02	570006	45	06	650527	51	07
152991	43	11	153061	33	16	570008	09	15	650533	19	10
152991	43	12	153063	33	11	570008	47	03	650533	29	22
152991	43	13	153070	05	02	570014	05	10	650545	21	13
152991	43	14	153071	05	03	570018	13	23	650545	21	27
152991	43	15	153072	05	04	603761	35	12	650549	15	04
152991	43	16	153073	05	06	635010	47	16	650549	29	18
152991	45	09	153074	05	05	650216	19	19	650549	49	11
152991	47	09	153075	05	09	650216	23	46	650569	13	12
152991	47	10	153076	05	10	650219	31	16	650569	31	17
152991	47	11	153077	05	11	650338	53	13	650577	31	23
152991	47	12	153078	05	12	650371	33	18	650609	11	18
152991	47	14	153083	05	02	650393	27	04	650631	51	01
152991	47	15	153116	31	14	650393	27	15	650631	51	09
152991	47	19	153116	33	01	650393	37	04	650633	21	01
152991	51	02	160216	29	21	650393	37	15	650633	21	02
152991	51	04	160217	31	21	650393	49	14	650633	31	07
152991	51	08	160218	29	08	650429	15	24	650633	47	23
152991	55	10	160224	31	23	650429	23	53	650633	49	06
152993	35	16	160225	29	01	650429	31	07	650633	51	06
152994	35	14	160226	29	20	650429	39	05	650633	51	07
152995	35	13	160227	31	09	650429	39	06	650640	11	01
152996	13	05	160228	31	05	650429	41	01	650640	13	22
152999	09	10	171834	27	10	650429	41	02	650640	21	04
153001	29	12	171834	37	10	650429	43	07	650644	19	14
153002	45	13	171835	21	01	650429	43	08	650687	41	15
153003	09	16	171836	31	17	650429	43	09	650695	56	01
153005	11	11	171836	37	01	650429	43	10	650704	15	08
153007	05	08	500036	23	35	650429	43	11	650704	15	27
153009	45	13	500036	23	35	650449	29	02	650704	21	22
153010	33	09	500036	23	36	650449	29	09	650704	21	27
153013	53	07	500037	23	35	650453	31	04	650704	21	28
153015	43	06	500037	23	35	650453	49	01	650704	21	33
153016	51	07	500037	23	36	650484	25	04	650704	39	01
153017	51	05	500038	23	35	650487	21	10	650704	39	02
153018	15	27	500160	47	21	650491	15	22	650704	39	03
153020	47	13	500161	47	21	650491	21	30	650704	43	07
153021	47	19	520013	09	14	650491	23	48	650704	43	08
153022	47	14	520046	09	17	650491	41	01	650704	43	09

1410 - NUMERICAL INDEX

Part No.	Page No.	Ref. No.	Part No.	Page No.	Ref. No.	Part No.	Page No.	Ref. No.	Part No.	Page No.	Ref. No.
650704	43	10	650811	45	07	653007	21	27	653018	43	03
650704	43	11	650811	45	07	653007	41	15	653018	45	07
650704	43	12	650811	47	17	653007	47	08	653018	47	17
650704	43	13	650835	29	12	653007	49	02	653018	47	20
650704	43	14	650844	09	04	653007	49	14	653018	47	23
650704	47	14	650946	21	32	653010	15	08	653018	49	01
650704	47	16	650991	45	01	653010	15	22	653018	49	04
650704	47	18	651023	07	07	653010	15	27	653018	49	06
650704	47	19	651023	41	21	653010	15	31	653018	49	15
650704	47	22	651064	15	06	653010	19	05	653018	51	06
650704	49	08	651066	41	03	653010	19	11	653018	51	07
650745	09	01	651066	41	04	653010	21	21	653019	55	04
650745	09	07	651066	41	05	653010	21	22	653019	55	05
650745	49	02	651066	41	06	653010	21	25	653021	56	04
650762	47	20	651066	47	09	653010	21	27	653026	11	19
650773	45	09	651066	47	10	653010	21	28	653026	56	05
650773	55	10	651066	47	11	653010	21	30	653038	19	10
650774	23	40	651066	47	12	653010	21	33	653038	19	19
650786	29	10	651073	56	10	653010	21	34	653038	23	46
650786	31	09	651089	29	01	653010	23	48	653038	31	16
650786	47	19	651110	07	16	653010	39	09	653038	47	08
650786	51	04	651110	07	17	653010	41	01	653044	15	06
650790	07	04	651110	15	31	653010	41	02	653044	25	02
650790	07	05	651110	19	05	653010	41	17	653045	15	26
650790	15	13	651110	21	25	653010	45	09	653098	47	15
650790	39	01	651110	21	28	653010	45	12	653102	09	20
650790	39	02	651110	23	48	653010	47	18	654002	15	25
650790	39	03	651110	27	10	653010	47	22	654002	29	02
650790	39	08	651110	37	10	653010	49	08	654002	29	09
650790	41	09	651110	39	09	653010	51	10	654004	07	07
650790	41	13	651110	41	18	653010	51	15	654004	07	16
650790	41	17	651110	43	02	653018	07	01	654004	07	17
650790	43	01	651110	43	04	653018	07	02	654004	15	27
650790	43	02	651110	43	07	653018	07	03	654004	19	11
650790	43	03	651110	43	08	653018	07	15	654004	21	13
650790	43	04	651110	43	09	653018	11	16	654004	21	27
650790	43	07	651110	43	10	653018	13	08	654004	31	23
650790	43	08	651110	43	15	653018	15	06	654004	39	06
650790	43	09	651110	43	16	653018	19	14	654004	41	01
650790	43	10	651110	47	13	653018	21	01	654004	41	02
650790	43	11	651110	51	08	653018	21	02	654004	43	02
650790	43	12	651110	51	10	653018	23	37	654004	43	04
650790	43	13	651110	51	15	653018	23	40	654004	43	15
650790	43	14	651562	27	10	653018	31	04	654004	43	16
650790	51	08	652059	21	34	653018	31	07	654004	47	15
650811	43	01	653005	21	32	653018	31	17	654004	55	04
650811	43	03	653005	29	09	653018	39	02	654004	55	05
650811	43	12	653005	29	12	653018	43	01	654004	55	10

1410 - NUMERICAL INDEX

Part No.	Page No.	Ref. No.	Part No.	Page No.	Ref. No.	Part No.	Page No.	Ref. No.	Part No.	Page No.	Ref. No.
654005	07	16	654012	51	01	654026	31	07	654030	51	07
654005	07	17	654014	07	08	654026	37	10	654030	55	04
654005	15	08	654014	11	12	654026	39	09	654030	55	05
654005	21	27	654014	56	07	654026	41	01	654032	56	03
654005	21	28	654022	21	32	654026	41	02	654034	56	06
654005	21	34	654022	29	09	654026	41	17	655006	15	10
654005	23	48	654024	15	15	654026	47	16	655006	15	12
654005	23	53	654024	21	10	654026	47	18	655006	15	21
654005	31	09	654024	21	13	654026	47	22	655006	23	37
654005	39	09	654024	21	27	654026	49	08	655006	29	16
654005	41	18	654024	27	04	654026	51	10	655008	19	09
654005	43	08	654024	27	15	654026	51	15	655008	25	12
654005	43	10	654024	37	04	654030	07	03	655010	15	26
654005	43	15	654024	37	15	654030	13	13	655014	25	10
654005	43	16	654024	41	15	654030	19	14	655018	07	08
654009	11	15	654024	49	02	654030	21	01	655018	09	20
654009	13	14	654024	49	14	654030	21	02	655041	15	27
654009	15	11	654024	55	04	654030	23	40	655537	47	08
654009	15	32	654024	55	05	654030	31	04	660000	27	22
654009	19	14	654026	15	22	654030	31	07	660000	37	22
654009	23	37	654026	15	27	654030	31	17	660065	25	23
654009	29	16	654026	15	31	654030	39	02	180-20367	19	07
654009	31	07	654026	19	05	654030	39	03	210-19470	09	01
654009	43	12	654026	19	10	654030	43	12	210-19470	09	06
654009	47	20	654026	21	22	654030	45	07	210-19470	55	04
654009	47	23	654026	21	25	654030	47	17	210-19470	55	05
654009	49	06	654026	21	27	654030	47	20	210-19470	55	07
654009	49	15	654026	21	28	654030	47	23	210-19470	55	09
654009	51	06	654026	21	30	654030	49	01	210-19470	55	10
654009	51	07	654026	21	33	654030	49	04	210-19533	27	10
654009	55	04	654026	21	34	654030	49	06	210-19533	37	10
654009	55	05	654026	23	48	654030	49	15	180-13174	19	20
654012	07	14	654026	23	53	654030	51	06			

1410 - NUMERICAL INDEX

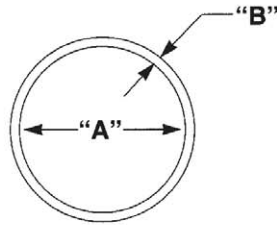
Part No.	Page No.	Ref. No.	Part No.	Page No.	Ref. No.	Part No.	Page No.	Ref. No.	Part No.	Page No.	Ref. No.
-------------	-------------	-------------	-------------	-------------	-------------	-------------	-------------	-------------	-------------	-------------	-------------

NOTES:

Part No.	Page No.	Ref. No.	Part No.	Page No.	Ref. No.	Part No.	Page No.	Ref. No.	Part No.	Page No.	Ref. No.
----------	----------	----------	----------	----------	----------	----------	----------	----------	----------	----------	----------

NOTES:

O-RING TABLE



FITTING THREAD SIZE	DIAMETER "A"	DIAMETER "B"	GEHL PART NUMBER
9/16 - 18	0.468	0.078	055897
3/4 - 16	0.644	0.087	055896
7/8 - 14	0.755	0.097	055898
1-1/16 - 12	0.924	0.116	048953
1-5/16 - 12	1.171	0.116	058674
1-5/8 - 12	1.475	0.118	077970

Recommended Coupling & Adapter Installation Torque Specifications

For SAE "O" Ring Boss (Steel)

Size		Ft-Lbs (N·m)	
Dash	Fractional (In.)	Minimum	Maximum
-3	3/16	8 (11)	10 (14)
-4	1/4	14 (19)	16 (22)
-5	5/16	18 (24)	20 (27)
-6	3/8	24 (33)	26 (35)
-8	1/2	50 (68)	60 (81)
-10	5/8	72 (98)	80 (108)
-12	3/4	125 (169)	135 (183)
-14	7/8	160 (217)	180 (244)
-16	1	200 (271)	220 (298)
-20	1-1/4	210 (285)	280 (380)
-24	1-1/2	270 (366)	360 (488)






For JIC 37° and 45° (Machined or Flared)

Steel			
Size		Ft-Lbs (N·m)	
Dash	Fractional (In.)	Minimum	Maximum
-4	1/4	10 (14)	11 (15)
-5	5/16	13 (18)	15 (20)
-6	3/8	17 (23)	19 (26)
-8	1/2	34 (46)	38 (52)
-10	5/8	50 (68)	56 (76)
-12	3/4	70 (95)	78 (106)
-16	1	94 (127)	104 (141)
-20	1-1/4	124 (168)	138 (187)
-24	1-1/2	156 (212)	173 (235)
-32	2	219 (297)	243 (330)

TORQUE SPECIFICATIONS

NOTE: Use these torque values when tightening **GEHL** hardware (excluding: Locknuts and Self-tapping, Thread Forming and Sheet Metal Screws) unless specified otherwise.

All torque values are in Lb-Ft except those marked with an * which are Lb-In
(For metric torque value Nm, multiply Lb-Ft value by 1.355 or Lb-In value by 0.113)

Unified National Thread	Grade 2 		Grade 5 		Grade 8 	
	Dry	Lubed	Dry	Lubed	Dry	Lubed
8-32 8-36	19* 20*	14* 15*	30* 31*	22* 23*	41* 43*	31* 32*
10-24 10-32	27* 31*	21* 23*	43* 49*	32* 36*	60* 68*	45* 51*
1/4-20 1/4-28	66* 76*	50* 56*	9 10	75* 86*	12 14	9 10
5/16-18 5/16-24	11 12	9	17 19	13 14	25	18 20
3/8-16 3/8-24	20 23	15 17	30 35	23 25	45 50	35
7/16-14 7/16-20	32 36	24 27	50 55	35 40	70 80	55 60
1/2-13 1/2-20	50 55	35 40	75 90	55 65	110 120	80 90
9/16-12 9/16-18	70 80	55 60	110 120	80 90	150 170	110 130
5/8-11 5/8-18	100 110	75 85	150 180	110 130	220 240	170 180
3/4-10 3/4-16	175 200	130 150	260 300	200 220	380 420	280 320
7/8-9 7/8-14	170 180	125 140	430 470	320 360	600 660	460 500
1-8 1-14	250 270	190 210	640 710	480 530	900 1000	680 740
Metric Course Thread	Grade 8.8 		Grade 10.9 		Grade 12.9 	
	Dry	Lubed	Dry	Lubed	Dry	Lubed
M6-1	8	6	11	8	13.5	10
M8-1.25	19	14	27	20	32.5	24
M10-1.5	37.5	28	53	39	64	47
M12-1.75	65	48	91.5	67.5	111.5	82
M14-2	103.5	76.5	145.5	108	176.5	131
M16-2	158.5	117.5	223.5	165.5	271	200

GEHL®

Gehl Company 143 Water Street, P.O. Box 179 West Bend, WI 53095-0179
www.gehl.com