

Form No.  
907504

Replaces  
(See NOTE in  
Introduction)

# 300 Series Scavenger® II Manure Spreader



## PARTS MANUAL

**GEHL®** AGRICULTURE

## Introduction

When ordering service parts, specify the correct part number, full description, quantity required, the unit model number and serial number.

The Spreader model and serial numbers are on a plate located on the front, left corner of the Tank. “Right” and “Left” are determined from a position standing behind the Spreader and facing in the direction of travel. From this position, the Expeller is on the “right” side.

GEHL® Company reserves the right to make changes or improvements in the design or construction of any part of the unit without incurring the obligation to install such changes on any previously delivered units.

**NOTE:** *On original tire replacement, company policy prohibits the sale of replacement tires for all GEHL machinery. Replacement Wheel Sets are available and tire size information is called out with the Wheel Sets to facilitate replacement tire selection. ALL REPLACEMENT TIRES MUST BE PURCHASED LOCALLY.*

Refer to the abbreviations table located on this page for the various fastener descriptions. Standard attaching hardware torque values are also provided on the inside back cover.

Items shown in the parts list that do not have Reference Numbers are shown for reference purposes only and are NOT available for purchase.

Unless otherwise specified, all Cap Screws or Bolts are Grade 5, cadmium or zinc plated; Hexagon Nuts for Grade 5 Screws or Bolts are Grade B; Hexagon Nuts for other Screws or Bolts are Grade A.

**NOTE:** *The following abbreviations may used herein:*

ASSD	– Assembled
ASSY	– Assembly
CB	– Carriage Bolt
CCW	– Counterclockwise
CP	– Cotter Pin

CS	– Cap Screw (Hexagon Head)
CTR	– Center
CW	– Clockwise
DEG	– Degree
DIA	– Diameter
FCS	– Flanged Cap Screw
FHMS	– Flat Head Machine Screw
FL	– Flanged
FLN	– Flanged Lock Nut (Hexagon)
FLS	– Flanged Lock Screw (Hexagon)
FW	– Flat Washer
GA	– Gauge
GR	– Grade
HD	– Hard or Head
HN	– Hex Nut
INCL	– Includes
JT	– Joint
LG	– Large
LH	– Left Hand
LW	– Lock Washer
LN	– Lock Nut
LW	– Lock Washer
M	– Metric
MM/mm	– Millimeter
NF	– National Fine
PB	– Plow Bolt
PTO	– Power Take Off
RH	– Right Hand
RHMS	– Round Head Machine Screw
RPM	– Revolutions Per Minute
RT	– Right
SERR	– Serrated
SHCS	– Socket Head Cap Screw
SHSS	– Socket Head Set Screw
SN	– Serial Number or Slotted Nut
SQ	– Square
T	– Tooth or Teeth
TFS	– Thread Forming Screw
THMS	– Truss Head Machine Screw
THRD	– Thread
WLDMT	– Weldment

**NOTE:** *This manual replaces the following Service Parts Manuals:*

<i>Model</i>	<i>Form Number</i>
<b>309</b>	<b>904964</b>
<b>312</b>	<b>904057</b>
<b>315</b>	<b>904103</b>
<b>322</b>	<b>904109</b>

# TABLE OF CONTENTS

Decal Locations .....	2-3
Input Shaft & Bearings .....	4-5
Auger Drive	
(After <b>309</b> -SN4324, <b>312</b> -SN5655, <b>315</b> -SN5057 & <b>322</b> -SN5612) .....	6-7
(Before <b>309</b> -SN4325, <b>312</b> -SN5656, <b>315</b> -SN5058 & <b>322</b> -SN5613	
& After <b>309</b> -SN3426, <b>312</b> -SN4794, <b>315</b> -SN3968 & <b>322</b> -SN5130) .....	8-9
(Before <b>309</b> -SN3427, <b>312</b> -SN4795, <b>315</b> -SN3969 & <b>322</b> -SN5131) .....	10-11
Expeller & Expeller Drive .....	12-13
Gate, Pan, Auger Slides & Liners .....	14-15
Hydraulics	
(After <b>309</b> -SN4215, <b>312</b> -SN5455, <b>315</b> -SN4810 & <b>322</b> -SN5601) .....	16-17
(Before <b>309</b> -SN4216, <b>312</b> -SN5456, <b>315</b> -SN4811 & <b>322</b> -SN5602) .....	18-19
Hitch, Jack & Drive Shields	
(After <b>309</b> -SN4850, <b>312</b> -SN6353, <b>315</b> -5703 & <b>322</b> -SN6071) .....	20-21
(Before <b>309</b> -SN4851, <b>312</b> -SN6354, <b>315</b> -5704 & <b>322</b> -SN6072) .....	22-23
Universal PTO Drive – Weasler	
(After <b>309</b> -SN3426, <b>312</b> -SN4794 & <b>315</b> -SN5296) .....	24-25
(Before <b>315</b> -SN5297 & After <b>315</b> -SN3968 & After <b>322</b> -SN5130) .....	26-27
Universal PTO Drive – 540 RPM Walterscheid	
(After <b>309</b> -SN3426, <b>312</b> -SN4794, <b>315</b> -SN3968 & <b>322</b> -SN5130) .....	28-29
Universal PTO Drive – 1000 RPM Walterscheid	
(After <b>322</b> -SN5130) .....	30-31
Universal PTO Drive With Shear Device – 540 RPM Weasler	
(Before <b>309</b> -SN3427, <b>312</b> -SN4795, <b>315</b> -SN3969 & <b>322</b> -SN5131) .....	32-33
Axles, Wheels & Hubs (Without Brakes) – <b>309</b> .....	34-35
Single Axle, Wheels & Hubs (Without Brakes) – <b>312</b> .....	36-37
Tandem Axles, Wheels & Hubs (Without Brakes)	
(After <b>312</b> -SN5855) .....	38-39
(Before <b>312</b> -SN5856 & <b>315</b> -SN4891)(2-1/2" Spindles) .....	40-41
(After <b>315</b> -SN4890) .....	42-43
(Before <b>315</b> -SN4891)(3" Spindles) .....	44-45
<b>322</b> .....	46-47
Components	
Jacks	
<b>309, 312 &amp; 315</b> .....	48
<b>322</b> .....	49
Augers .....	50
Auger Cylinders .....	51
Gate Cylinders .....	52
Hydraulic Lid Cylinders – <b>322</b> .....	53
Accessories	
Hydraulic Brakes	
<b>309</b> (Export) .....	54-55
<b>312</b> (Export) .....	56-57
<b>315</b> (Export) .....	58-59
<b>322</b> .....	60-61
Hydraulic Lid – <b>322</b> .....	62-63
Splash Guards & Side Rails .....	64-65
Safety Chains .....	66
Transport Lighting Kits .....	67
Numerical Index .....	68-73
Index .....	74-75
Standard Hardware Torque Specifications .....	Inside Back Cover

# DECAL LOCATIONS

## GENERAL INFORMATION

Decal Locations information is provided to assist in the proper selection and application of new decals, in the event the original decal(s) become(s) damaged or the machine is repainted. Refer to the listing for the illustration reference number, part number, description and quantity of each decal provided in the Kit. Refer to the appropriate illustration(s) for replacement location(s).

To insure proper selection for correct replacement decal(s), compare all of the various close-up location photographs to your machine BEFORE starting to refinish the unit. Then, circle each pictured decal while checking off its part number in the listing.



## WARNING

**ALWAYS observe Safety Rules shown on Decals. If Decals become damaged, or if the unit is repainted, replace the Decals. If repainting, BE SURE that ALL Decals from the Kit(s) which apply to your machine, are affixed to your unit.**

## NEW DECAL APPLICATION

Surfaces MUST be free from dirt, dust, grease and other foreign material before applying the new decal. To apply a solid-formed decal, remove the smaller portion of the decal backing paper and apply this part of the exposed adhesive backing to the clean surface while maintaining proper position and alignment. Slowly peel off the other portion of the backing paper while applying hand pressure to smooth-out the decal surface.

**NOTE:** Order (as required) Part Number 126757 for a 10 foot roll of 3/4 inch wide light grey replacement Stripping.

**NOTE:** Order (as required) Part Number 090909 for a 50 foot roll of 4-1/2 inch wide Yellow and Black Stripping.

**NOTE:** Refer to the SAFETY Chapter of the 300 Series Manure Spreaders Operator's Manual for specific information provided on all of the various Safety Decals furnished in the Decal Kit.

The Decal Set Number for the MS300 Series Scavenger II Manure Spreader is 141263. The Set includes the

Decals which are marked with the † symbol. Order remaining required Decals individually by part number. Safety related Decals are shown in **BOLD** text.




Ref. No.	Part No.	Description & Quantity
1		
2	047272†	SMV Decal
3	060510†	Jack Storage Position
4	060511†	Jack Lifting Position
5	067493†	Red Reflector Strip (2 Places)
6	<b>120399†</b>	<b>DANGER – Rotating Auger (3 Places)</b>
7	<b>091444†</b>	<b>DANGER - Rotating Component</b>
8	093020†	Lubrication Symbol (7 Places)
9	093208†	Rotating Spiral Symbol
10	<b>093457†</b>	<b>WARNING - Close or Replace Guard (2 Places)</b>
11	093366†	IMPORTANT – Store Manual Here
12	<b>093367†</b>	<b>WARNING - Owner's Responsibility &amp; Read Manual</b>
13		<b>NOT USED</b>
14	<b>093373†</b>	<b>WARNING – General Safety Precautions</b>
15	<b>093465†</b>	<b>WARNING - 1000 RPM Operation ONLY</b>
16	<b>093466†</b>	<b>WARNING - 540 RPM Operation ONLY</b>
17	<b>093638†</b>	<b>DANGER - Rotating Expeller (2 Places)</b>
18	<b>093641</b>	<b>DANGER – Rotating Auger (2 Places)</b>
19	<b>093653†</b>	<b>WARNING – Rotating Drive Line</b>
20	<b>093639†</b>	<b>DANGER - Manure Gas</b>
21	094911	Scavenger II Decal (Grey) (2 Places)
	081467	Scavenger II (Yellow) (2 Places)
	120740†	Scavenger (2 Places) (Not Used)
22	094912†	Colorbar (2 Places)
23	094913†	GEHL 3-1/4" (2 Places)
24	094951†	Made in USA
25	126757	Stripe (3.4 Required)
26	122290	GEHL (MS309 Only)
27	115628	Model Number Set (ALL Models)
	094966	309 (2 Places)
	094967	312 (2 Places)
	094909	315 (2 Places)
	094968	322 (2 Places)
28	141249†	Patent

† Included in Decal Set 141263





### PAINT NOTICE

Use this list to order paint for refinishing:

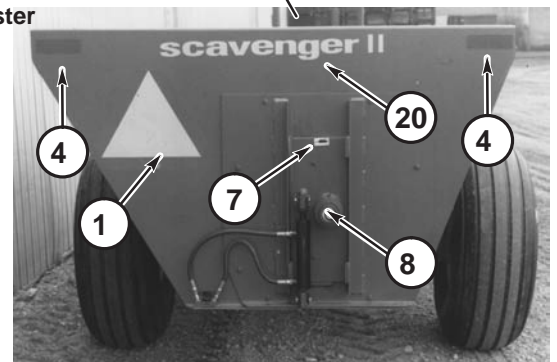

906315	One Gal. AG Red
901225	One Gal. Blaze Red
902872	One Qt. Light Grey
901226	One Gal. Maize
906316	6 (12 oz. Spray Cans) AG Red
610239	6 (12 oz. Spray Cans) Blaze Red
902874	6 (12 oz. Spray Cans) Light Grey
610240	6 (12 oz. Spray Cans) Maize



Front Master

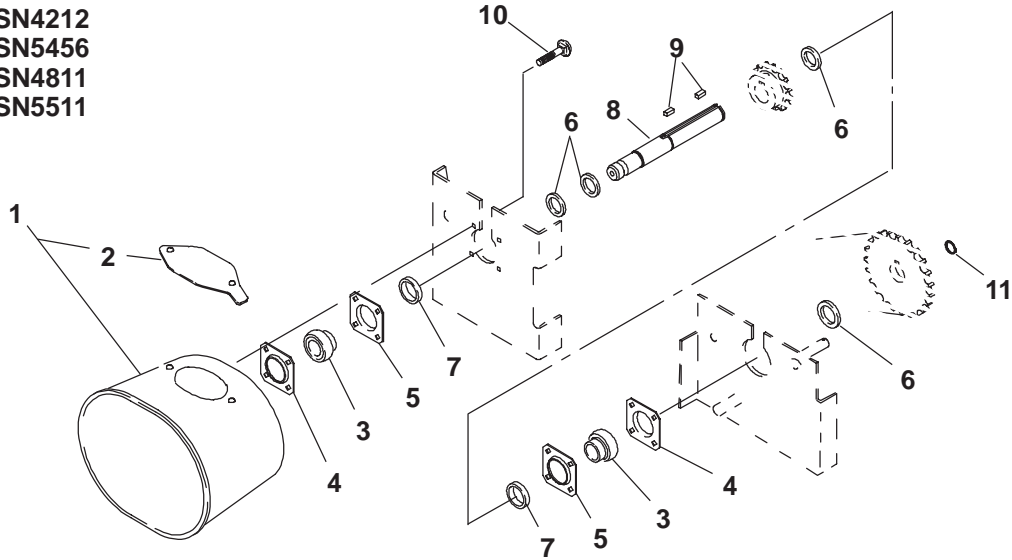


Rear Master

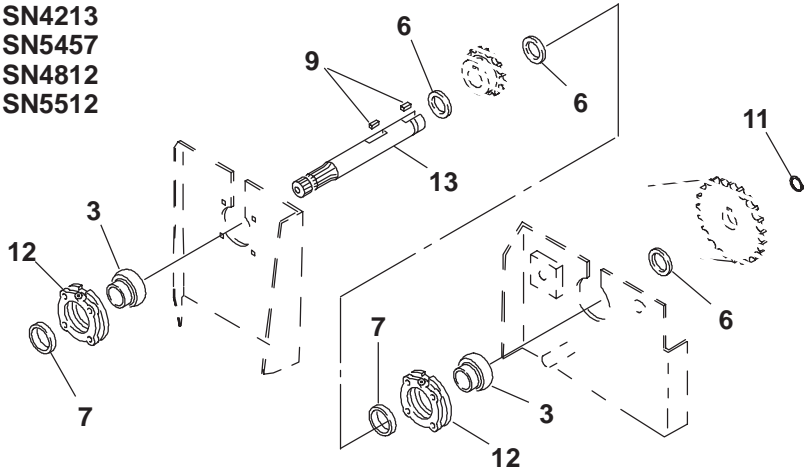


# 309, 312, 315 & 322 – INPUT SHAFT & BEARINGS

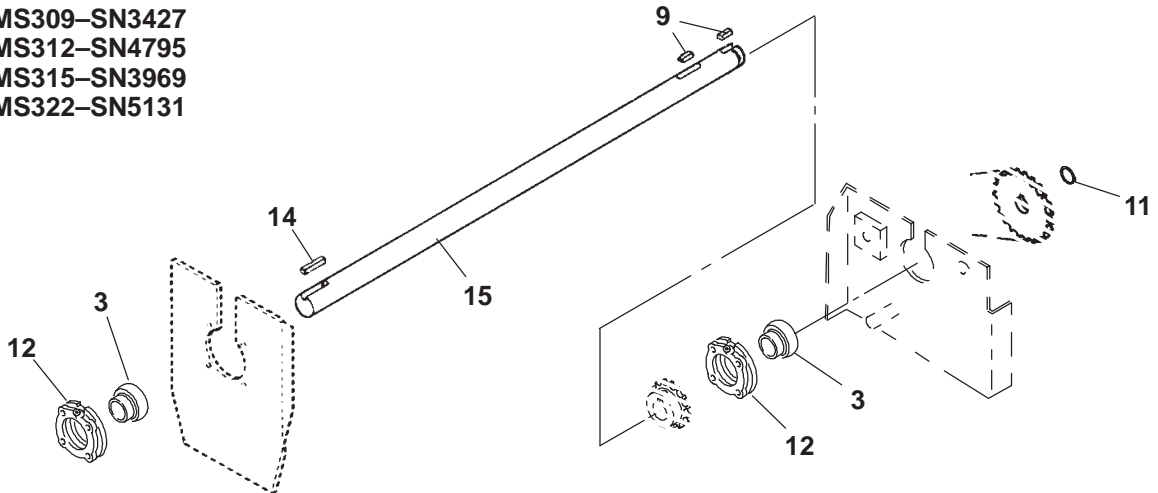
After MS309–SN4212  
 After MS312–SN5456  
 After MS315–SN4811  
 After MS322–SN5511



After MS309–SN3426 & Before SN4213  
 After MS312–SN4794 & Before SN5457  
 After MS315–SN3968 & Before SN4812  
 After MS322–SN5130 & Before SN5512



Before MS309–SN3427  
 Before MS312–SN4795  
 Before MS315–SN3969  
 Before MS322–SN5131



## 309, 312, 315 & 322 – INPUT SHAFT & BEARINGS

Ref. No.	Part No.	Description	Quantity			
			309	312	315	322
01	126339	SHIELD/SAFETY (INCL REF. 02)	1	1	1	1
02	126342	FLAP	1	1	1	1
03	083666	BEARING/BALL	2	2	2	2
04	110022	FLANGETTE/RELUBE 80MM	2	2	2	2
05	110023	FLANGETTE/RELUBE 80MM	2	2	2	2
	570005	FITTING/GREASE	2	2	2	2
06	H7119	SPACER/BEARING	AR	AR	AR	AR
07	076082	COLLAR/LOCK	2	2	2	2
08	110016	SHAFT/PTO 12 LONG	1	1	1	1
09	C14036	KEY/SQUARE 3/8X1-1/4	2	2	2	2
10	058579	CB 1/2X1-1/4 (8)1/2 N,P – (4) 1/2L	4	4	4	4
11	051904	RING/RETAINING	1	1	1	1
12	083667	HOUSING/BEARING	2	2	2	2
	058579	CS 1/2X1-1/2 – (4)1/2 LN	4	4	4	4
13	087054	SHAFT/PTO 13-1/2 LONG	1	1	1	1
14	056230	KEY/SQUARE	1	1	1	1
15	083661	SHAFT/PTO 39-3/8 LONG	1	1	1	1



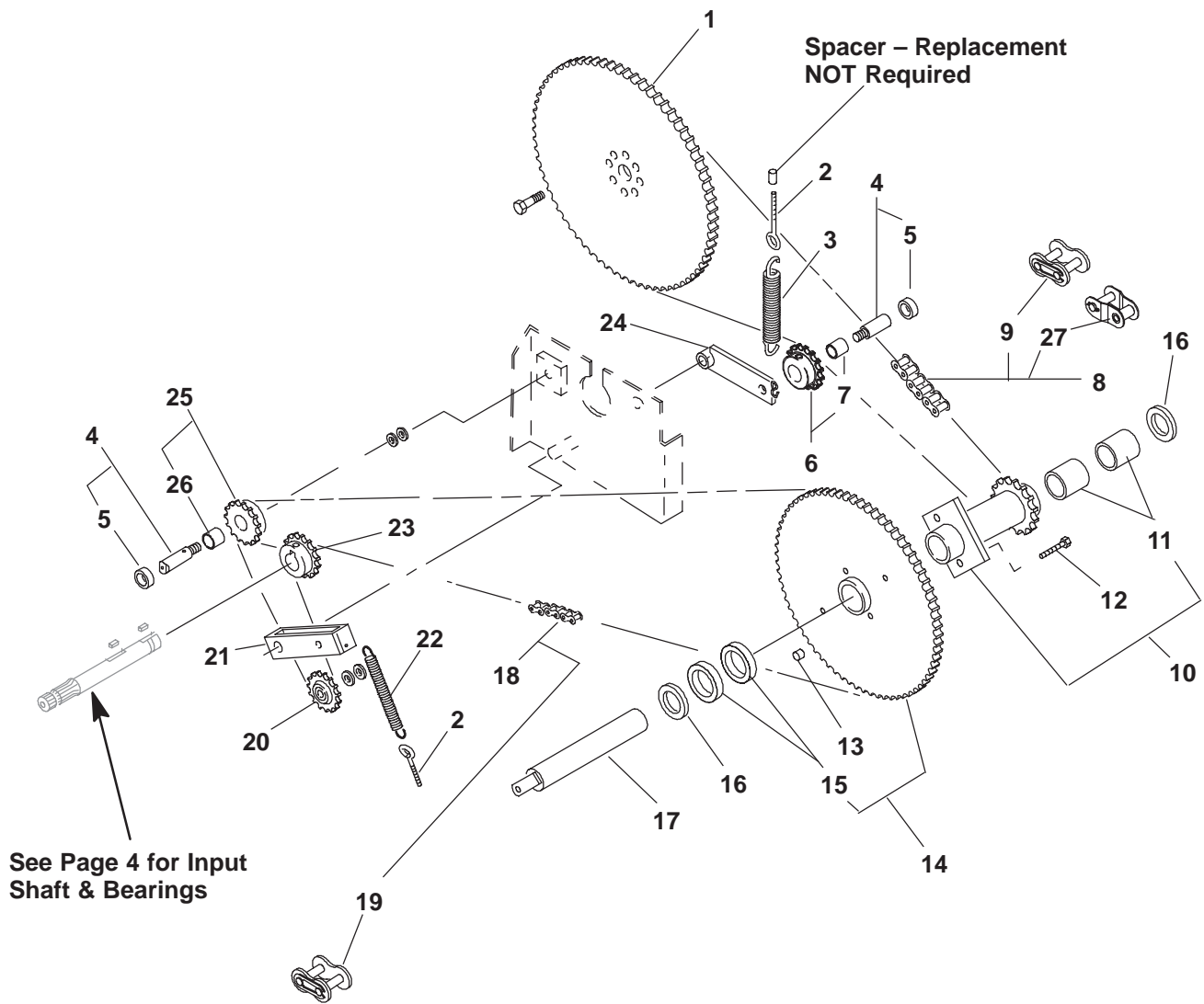
**AUGER DRIVE**

**(AFTER MS309–SN4324, MS312–SN5655, MS315–SN5057 & MS322–SN5612)**

Ref. No.	Part No.	Description	Quantity			
			309	312	315	322
03	080645	SPRING/EXTENSION	1	1	1	1
04	080617	SHAFT/IDLER (USE WITH #80HE CHAIN) (INCL REF. 05)	1	1	1	–
	080615	SHAFT/IDLER (USE WITH #100 CHAIN) (INCL REF. 05)	–	–	–	1
	570005	FITTING/GREASE	1	1	1	1
05	S16174	COLLAR/SET (USE WITH 080617 IDLER SHAFT)	1	1	1	–
	650201	SHSS5/16X5/16	1	1	1	–
	081501	COLLAR/SET (USE WITH 080615 IDLER SHAFT)	–	–	–	1
	650212	SHSS–CP3/8X3/8	–	–	–	1
06	080644	SPROCKET/IDLER #80 X 12T (INCL REF. 07)	1	1	1	–
	081498	SPROCKET/IDLER #100 X 11T (INCL REF. 07)	–	–	–	1
07	H8352A	BUSHING/BRONZE (USE WITH 080644 SPROCKET)	1	1	1	–
	081500	BUSHING/BRONZE (USE WITH 081498 SPROCKET)	–	–	–	1
08	083680	CHAIN/ROLLER (#80HE) OF 92 LINKS (INCL REF. 09)	1	1	1	–
	084797	CHAIN/ROLLER (#100) OF 77 LINKS (INCL REF. 09 & 36)	–	–	–	1
09	080305	LINK/#80HE PLAIN CONNECTOR	1	1	1	–
	606065	LINK/#100 PLAIN CONNECTOR	–	–	–	1
10	083674	HUB/JACKSHAFT ASS'Y (FOR #80 CHAIN) (INCL REF. 11)	1	1	1	–
	094242	HUB/JACKSHAFT ASS'Y (FOR #100 CHAIN) (INCL REF. 11)	–	–	–	1
11	083678	BUSHING/BRONZE	2	2	2	2
12	081655	KIT/SHEAR BOLT – CONTAINS (8) GR5 BOLTS & LNS	AR	AR	AR	AR
13	083672	BUSHING/SHEAR	4	4	4	4
14	083670	SPROCKET/ASS'Y 80T (INCL REF. 15)	1	1	1	1 (540)
	084802	SPROCKET/ASS'Y 119T (INCL REF. 15)	–	–	–	1 (1000)
	570002	FITTING/GREASE	1	1	1	1
15	062815	BUSHING/BRONZE	2	2	2	2
16	083664	JACKSHAFT/ASS'Y	1	1	1	1
	650492	CS 3/8X2–1/2 (LN)	1	1	1	1
17	080646	SPRING/EXTENSION	1	1	1	1
	655020	PIN/COTTER 3/16X1–1/2 (1P)	1	1	1	1
18	076085	BUSHING/MACHINERY	AR	AR	AR	AR
19	058615	CLAMP/INSULATED HOSE	1	1	1	1
20	124773	SPROCKET/IDLER ASSY	2	2	2	2
	650647	CS 5/8X2 (L,3P)	1	1	1	1
21	080658	CHAIN/ROLLER (#60) OF 140 LINKS (INCL REF. 22)	1	1	1	1 (540)
	084801	CHAIN/ROLLER (#60) OF 166 LINKS (INCL REF. 22)	–	–	–	1 (1000)
22	500160	LINK/#60 CONNECTOR	1	1	1	1
23	080618	IDLER/ASSY – (1) 1P	1	1	1	1
	655020	PIN/COTTER 3/16X1–1/2	1	1	1	1
24	080655	SPROCKET 15T	1	1	1	1 (540)
	087052	SPROCKET 13T	–	–	–	1 (1000)
	650201	SHSS5/16X5/16	2	2	2	2
25	110029	CS 5/8X7 (FULL THREAD) (2) 5/8 N,P,JN	1	1	1	1
26	080616	ARM/IDLER ASS'Y	1	1	1	–
	080614	ARM/IDLER ASS'Y	–	–	–	1
	655020	PIN/COTTER 3/16X1–1/2 – (1) 1P	1	1	1	1
	128015	WASHER/PLAIN 1-1/32	3	3	3	3
27	080617	SHAFT/IDLER (INCL REF. 05)	1	1	1	1
	570005	FITTING/GREASE	1	1	1	1
28	080654	SPROCKET/IDLER #60 X 17T (INCL REF. 29)	1	1	1	1
29	520147	BEARING/NEEDLE	1	1	1	1
30	066172	BOLT/EYE 5/16X3-3/4 (LN,P)	2	2	2	2
31	119801	ARM/IDLER ASS'Y (USE WITH 110021 NYLON IDLER)	1	1	1	1
32	110021	IDLER/NYLON	1	1	1	1
	650867	CB 1/2X5 (N,P,L) – (1) 5/8P	1	1	1	1
33	606067	LINK/#100 OFFSET CONNECTOR	–	–	–	1

# AUGER DRIVE

(BEFORE MS309–SN4325, MS312–SN5656, MS315–SN5058 & MS322–SN5613  
& AFTER MS309–SN3426, MS312–SN4794, MS315–SN3968 & MS322–SN5130)



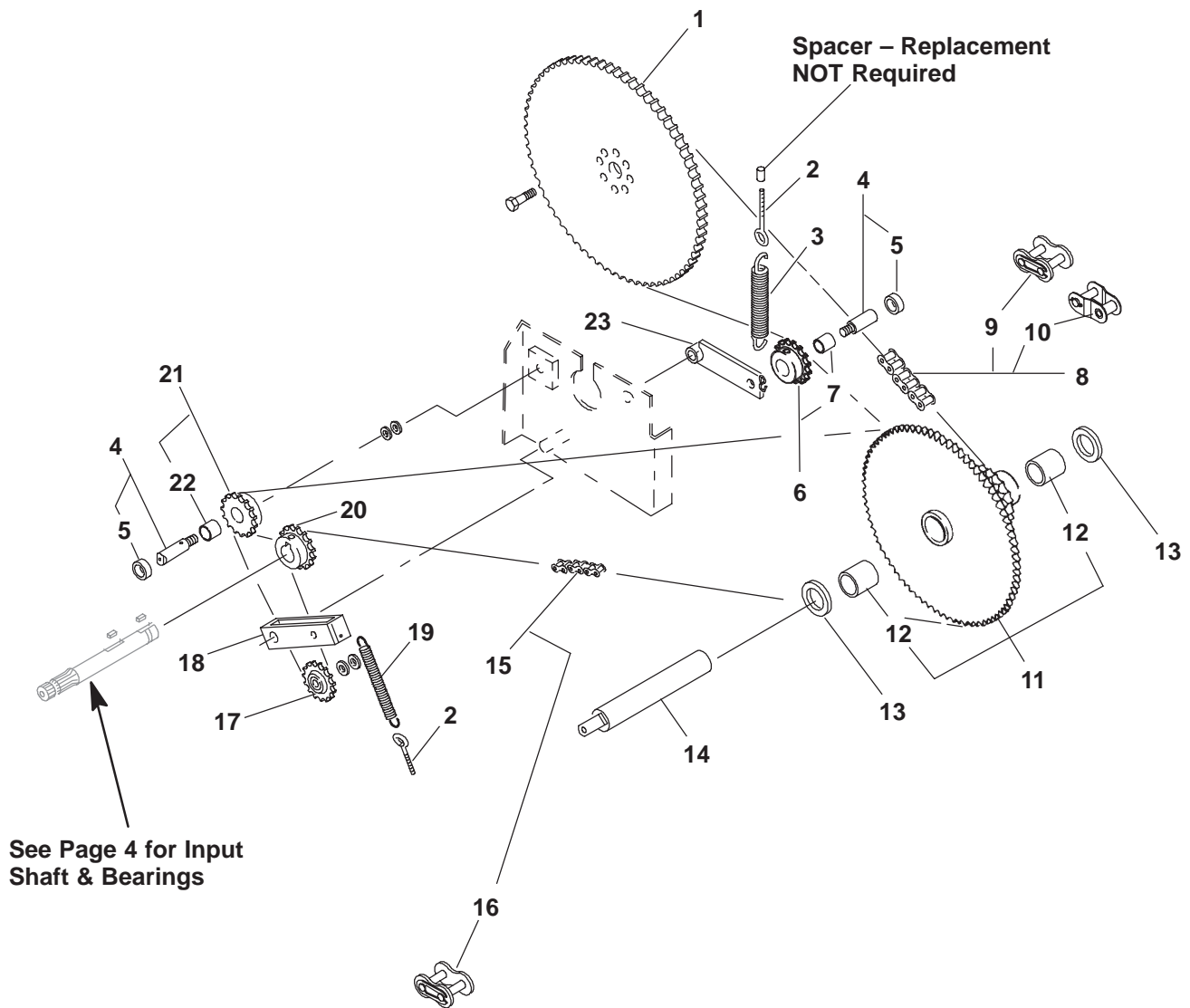
**AUGER DRIVE**

**(BEFORE MS309–SN4325, MS312–SN5656, MS315–SN5058 & MS322–SN5613  
& AFTER MS309–SN3426, MS312–SN4794, MS315–SN3968 & MS322–SN5130)**

Ref. No.	Part No.	Description	Quantity			
			309	312	315	322
01	080390	SPROCKET/ASS'Y #80X70T	1	1	1	–
	080394	SPROCKET/ASSY #100X60T	–	–	–	1
	651075	CS 5/8X1–3/4 GR.8 (L)	8	8	8	8
02	066172	BOLT/EYE 5/16X3-3/4 (LN,P)	2	2	2	2
03	080645	SPRING/EXTENSION	1	1	1	1
04	080617	SHAFT/IDLER (USE WITH #60 OR #80 CHAIN) (INCL REF. 05)	2	2	2	1
	080615	SHAFT/IDLER (USE WITH #100 CHAIN) (INCL REF. 05)	–	–	–	1
	570005	FITTING/GREASE	1	1	1	1
05	S16174	COLLAR/SET (USE WITH 080617 IDLER SHAFT)	1 OR 2	1 OR 2	1 OR 2	1 OR 2
	650201	SHSS5/16X5/16	1	1	1	1
	081501	COLLAR/SET (USE WITH 080615 IDLER SHAFT)	–	–	–	1
	650212	SHSS–CP 3/8X3/8	–	–	–	1
06	080644	SPROCKET/IDLER #80 X 12T (INCL REF. 07)	1	1 OR 0	1 OR 0	–
	081498	SPROCKET/IDLER #100 X 11T (INCL REF. 07)	–	1 OR 0	1 OR 0	1
07	H8352A	BUSHING/BRONZE (USE WITH 080644 SPROCKET)	1	1	1	1
	081500	BUSHING/BRONZE (USE WITH 081498 SPROCKET)	1	1	1	1
08	083680	CHAIN/ROLLER (#80HE) OF 92 LINKS (INCL REF. 09)	1	1	1	–
	084797	CHAIN/ROLLER (#100) OF 77 LINKS (INCL REF. 09 & 27)	–	–	–	1
09	080305	LINK/#80HE PLAIN CONNECTOR	1	1	1	–
	606065	LINK/#100 PLAIN CONNECTOR	–	–	–	1
10	083674	HUB/JACKSHAFT ASS'Y (FOR #80 CHAIN) (INCL REF. 11)	1	1	1	–
	094242	HUB/JACKSHAFT ASS'Y (FOR #100 CHAIN) (INCL REF. 11)	–	–	–	1
11	083678	BUSHING/BRONZE	2	2	2	2
12	081655	KIT/SHEAR BOLT – CONTAINS (8) GR5 BOLTS & LNS	AR	AR	AR	AR
13	083672	BUSHING/SHEAR	4	4	4	4
14	083670	SPROCKET/ASS'Y 80T (INCL REF. 15)	1	1	1	1
	570002	FITTING/GREASE	1	1	1	1
15	062815	BUSHING/BRONZE	2	2	2	2
16	076085	BUSHING/MACHINERY	AR	AR	AR	AR
17	083664	JACKSHAFT/ASS'Y	1	1	1	1
	650492	CS 3/8X2–1/2 (LN)	1	1	1	1
18	080658	CHAIN/ROLLER (#60) OF 140 LINKS (INCL REF. 19)	1	1	1	1 (540)
	084801	CHAIN/ROLLER (#60) OF 166 LINKS (INCL REF. 19)	–	–	–	1 (1000)
19	500160	LINK/#60 CONNECTOR	1	1	1	1
20	124773	SPROCKET/IDLER ASSY	1	1	1	1
	650647	CS 5/8X2 (L,3P)	1	1	1	1
21	080618	IDLER/ASSY – (1) 1P	1	1	1	1
	655020	PIN/COTTER 3/16X1–1/2	1	1	1	1
22	080646	SPRING/EXTENSION	1	1	1	1
	655020	PIN/COTTER 3/16X1–1/2 (1P)	1	1	1	1
23	080655	SPROCKET 15T	1	1	1	1 (540)
	087052	SPROCKET 17T	–	–	–	1 (1000)
	650201	SHSS5/16X5/16	2	2	2	2
24	080616	ARM/IDLER ASS'Y (USE WITH #80 CHAIN)	1	1	1	–
	080614	ARM/IDLER ASS'Y (USE WITH #100 CHAIN)	–	–	–	1
	655020	PIN/COTTER 3/16X1–1/2 – (1) 1P	1	1	1	1
	128015	WASHER/PLAIN 1-1/32	3	3	3	3
25	080654	SPROCKET/IDLER #60 X 17T (INCL REF. 29)	1	1	1	1
26	520147	BEARING/NEEDLE	1	1	1	1
27	606067	LINK/#100 OFFSET CONNECTOR	–	–	–	1

# AUGER DRIVE

(BEFORE MS309–SN3427, MS312–SN4795, MS315–SN3969 & MS322–SN5131)

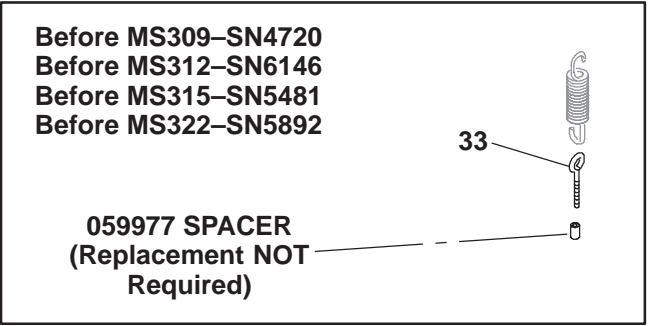
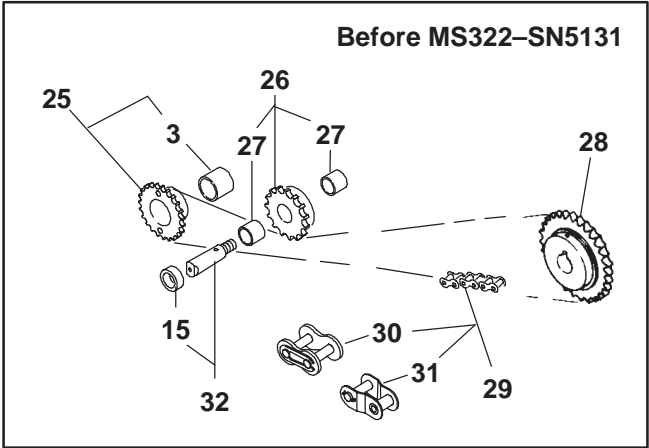
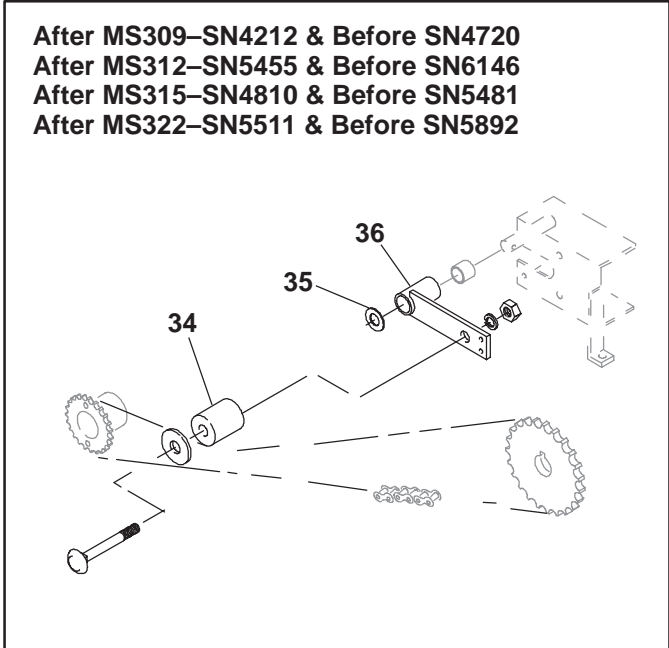
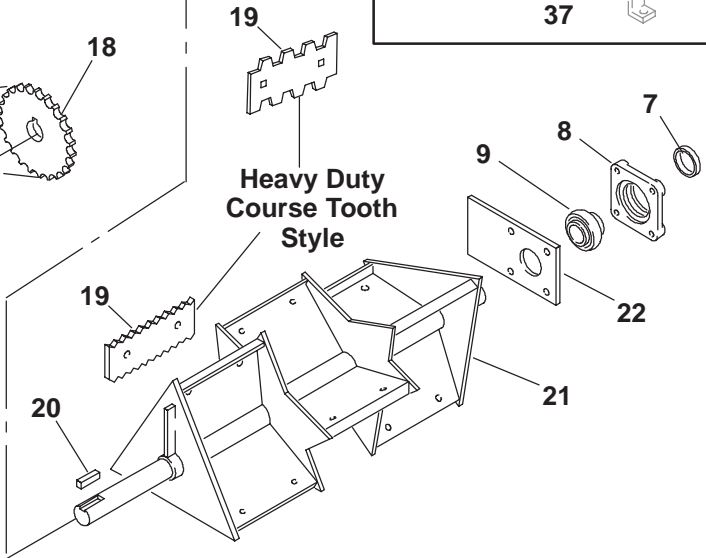
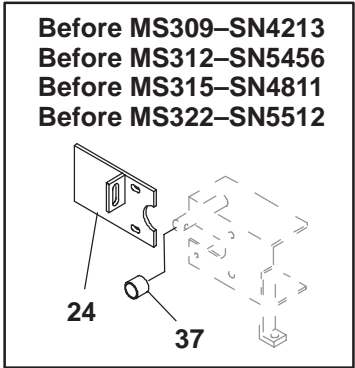
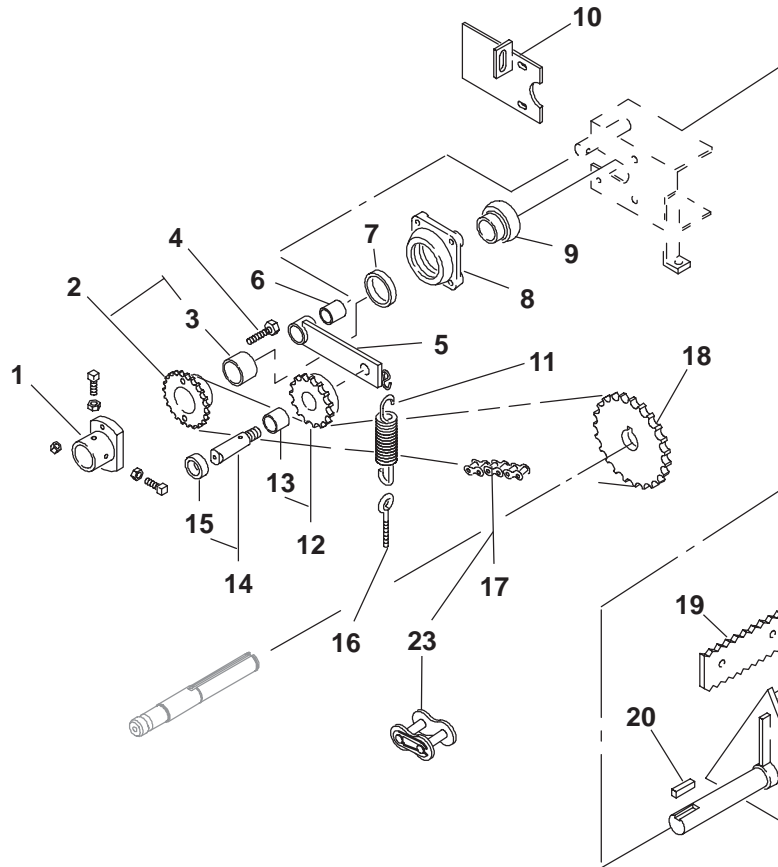


**AUGER DRIVE**

**(BEFORE MS309–SN3427, MS312–SN4795, MS315–SN3969 & MS322–SN5131)**

Ref. No.	Part No.	Description	Quantity			
			309	312	315	322
01	080390	SPROCKET/ASS'Y #80X70T	1	–	–	–
	080394	SPROCKET/ASSY #100X60T	–	1	1	1
	651075	CS 5/8X1–3/4 GR.8 (L)	8	8	8	8
02	066172	BOLT/EYE 5/16X3-3/4 (LN,P)	2	2	2	2
03	080645	SPRING/EXTENSION	1	1	1	1
04	080617	SHAFT/IDLER (USE WITH #60 OR #80 CHAIN) (INCL REF. 05)	2	1	1	1
	080615	SHAFT/IDLER (USE WITH #100 CHAIN) (INCL REF. 05)	–	1	1	1
	570005	FITTING/GREASE	1	1	1	1
05	S16174	COLLAR/SET (USE WITH 080617 IDLER SHAFT)	2	1	1	1
	650201	SHSS5/16X5/16	2	1	1	1
	081501	COLLAR/SET (USE WITH 080615 IDLER SHAFT)	–	1	1	1
	650212	SHSS–CP 3/8X3/8	–	1	1	1
06	080644	SPROCKET/IDLER #80 X 12T (INCL REF. 07)	1	–	–	–
	081498	SPROCKET/IDLER #100 X 11T (INCL REF. 07)	–	1	1	1
07	H8352A	BUSHING/BRONZE (USE WITH 080644 SPROCKET)	1	–	–	–
	081500	BUSHING/BRONZE (USE WITH 081498 SPROCKET)	–	1	1	1
08	082771	CHAIN/ROLLER (#80HE) OF 94 LINKS (INCL REF. 09)	1	–	–	–
	084797	CHAIN/ROLLER (#100) OF 78 LINKS (INCL REF. 09 & 10)	–	1	1	–
	082262	CHAIN/ROLLER (#100HE) OF 78 LINKS (INCL REF. 09)	–	–	–	1 (540)
	082265	CHAIN/ROLLER (#100HE) OF 76 LINKS (INCL REF. 09)	–	–	–	1 (1000)
09	080305	LINK/#80HE PLAIN CONNECTOR	1	–	–	–
	606065	LINK/#100 PLAIN CONNECTOR	–	1	1	–
	082489	LINK/#100HE PLAIN CONNECTOR	–	–	–	1
10	606067	LINK/#100 OFFSET CONNECTOR	–	1	1	–
11	080620	SPROCKET/JACKSHAFT ASS'Y (INCL REF. 12)	1	–	–	–
	081425	SPROCKET/JACKSHAFT ASS'Y (INCL REF. 12)	–	1	1	–
	082235	SPROCKET/JACKSHAFT ASS'Y (INCL REF. 12)	–	–	–	1 (540)
	082017	SPROCKET/JACKSHAFT ASS'Y (INCL REF. 12)	–	–	–	1 (1000)
	570002	FITTING/GREASE	1	1	1	1
12	083678	BUSHING/BRONZE	2	2	2	2
13	076085	BUSHING/MACHINERY	AR	AR	AR	AR
14	083664	JACKSHAFT/ASS'Y	1	–	–	–
	080634	JACKSHAFT/ASS'Y	–	1	1	–
	082238	JACKSHAFT/ASS'Y	–	–	–	1
	650492	CS 3/8X2–1/2 (LN)	1	1	1	1
15	080658	CHAIN/ROLLER (#60) OF 140 LINKS (INCL REF. 16)	1	1	1	–
	082257	CHAIN/ROLLER (#60HE) OF 140 LINKS (INCL REF. 16)	–	–	–	1 (540)
	082264	CHAIN/ROLLER (#60HE) OF 166 LINKS (INCL REF. 16)	–	–	–	1 (1000)
16	500160	LINK/#60 CONNECTOR	1	1	1	–
	055903	LINK/#60HE CONNECTOR	–	–	–	1
17	124773	SPROCKET/IDLER ASSY	1	1	1	1
	650647	CS 5/8X2 (L,3P)	1	1	1	1
18	080618	IDLER/ASSY – (1) 1P	1	1	1	1
	655020	PIN/COTTER 3/16X1–1/2	1	1	1	1
19	080646	SPRING/EXTENSION	1	1	1	1
20	080655	SPROCKET 15T	1	1	1	1
	650201	SHSS5/16X5/16	2	2	2	2
21	080654	SPROCKET/IDLER #60 X 17T (INCL REF. 29)	1	1	1	1
22	520147	BEARING/NEEDLE	1	1	1	1
23	080616	ARM/IDLER ASS'Y (USE WITH #80HE CHAIN)	1	–	–	–
	080614	ARM/IDLER ASS'Y (USE WITH #100/100HE CHAIN)	–	1	1	1
	655020	PIN/COTTER 3/16X1–1/2 – (1) 1P	1	1	1	1
	128015	WASHER/PLAIN 1-1/32	3	3	3	3

# 309, 312, 315 & 322 – EXPELLER & EXPELLER DRIVE



## 309, 312, 315 & 322 – EXPELLER & EXPELLER DRIVE

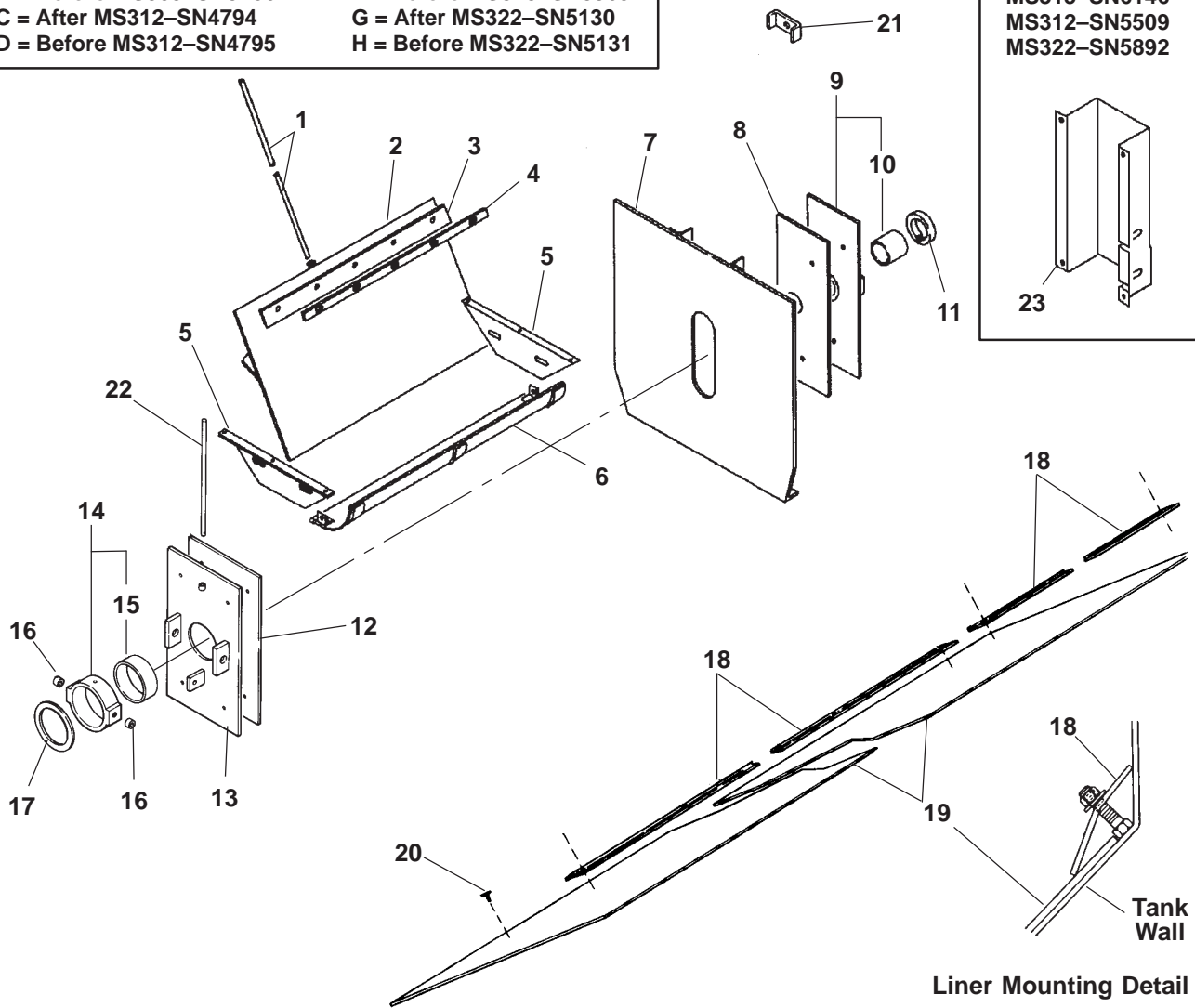
Ref. No.	Part No.	Description	Quantity			
			309	312	315	322
01	083669	FLANGE/SHEAR ASS'Y	1	1	1	1
	650231	SQHSS 3/8X1 (JN)	2	2	2	2
02	084601	SPROCKET/ASS'Y 20T (INCL REF. 03)	1	1	1	1
03	045171	BUSHING/BRONZE	1	1	1	1
04	900084	KIT/SHEAR BOLT (8 EACH – 1/4 X 1-1/2 GR. 5 BOLT & LN)	1	1	1	1
05	080616	IDLER ARM (USE WITH SPROCKET STYLE TENSIONER)	1	1	1	1
06	110020	SPACER 1-7/16 IN. LONG	1	1	1	1
07	520195	COLLAR/BEARING	2	2	2	2
08	R13216	HOUSING/BEARING	2	2	2	2
	570002	FITTING/GREASE	2	2	2	2
	650569	CS 1/2X1-3/4 (LN, P)	8	8	8	8
09	520194	BEARING/BALL	2	2	2	2
10	110014	PLATE/EXPELLER ASS'Y FRT.	1	1	1	1
11	080645	SPRING/EXTENSION	1	1	1	1
12	080654	SPROCKET/IDLER ASS'Y 17T (INCL REF. 13)	1	1	1	1
	090558	TIGHTENER/CHAIN	1	1	1	1
13	520147	BEARING/NEEDLE	1	1	1	1
14	082263	SHAFT/IDLER SHORT (INCL REF. 15)	1	1	1	1
	570005	FITTING/GREASE	1	1	1	1
15	S16174	COLLAR/SET	1	1	1	1
	650201	SHSS 5/16 X 5/16	1	1	1	1
16	095026	EYEBOLT (3/8 P)	1	1	1	1
17	080659	CHAIN/ROLLER #60 OF 96 LINKS (INCL REF. 23)	1	1	1	1 (540)
	084798	CHAIN/ROLLER #60 OF 88 LINKS (INCL REF. 23)	–	–	–	1 (1000)
18	080656	SPROCKET/EXPELLER DRIVE #60 X 30T	1	1	1	1 (540)
	084799	SPROCKET/EXPELLER DRIVE #60 X 16T	–	–	–	1 (1000)
	650201	SHSS 5/16 X 5/16 (JN)	2	2	2	2
19	080233	TEETH/EXPELLER REEL (STD)	9	9	9	12
	650453	CS 1/2X1-1/2 (FLN)	18	18	18	24
	094474	TEETH/EXPELLER REEL (OPTIONAL – HEAVY DUTY)	9	9	9	12
	651100	CB 1/2X1-1/4 GR8 (FLN)	18	18	18	24
20	056230	KEY/SQUARE 3/8SQX2	1	1	1	1
21	083643	EXPELLER/ASS'Y 3-POCKET	1	1	1	–
	094550	EXPELLER/ASS'Y 4-POCKET	–	–	–	1
22	080630	PLATE/REAR	1	1	1	1
23	500160	LINK/#60 PLAIN CONNECTOR	1	1	1	1
24	083658	PLATE/EXPELLER ASS'Y FRT.	1	1	1	1
	650495	CS 1/2X1-1/4 (N, L)	2	2	2	2
25	113034	SPROCKET/ASS'Y #80 X 17T (INCL REF. 03)	–	–	–	1
26	082020	SPROCKET/IDLER ASS'Y #80 X 13T (INCL REF. 27)	–	–	–	1
27	520132	BEARING/NEEDLE	–	–	–	2
28	082278	SPROCKET/EXPELLER DRIVE #80 X 26T	–	–	–	1 (540)
	082277	SPROCKET/EXPELLER DRIVE #80 X 14T	–	–	–	1 (1000)
	650201	SHSS 5/16 X 5/16 (JN)	2	2	2	2
29	082023	CHAIN/ROLLER #80 OF 75 LINKS (INCL REF. 30 & 31)	1	1	1	1 (540)
	082024	CHAIN/ROLLER #80 OF 68 LINKS (INCL REF. 30)	–	–	–	1 (1000)
30	500195	LINK/#80 PLAIN CONNECTOR	–	–	–	1
31	048728	LINK/#80 OFFSET CONNECTOR	–	–	–	1 (540)
32	080617	SHAFT/IDLER LONG (INCL REF. 15)	1	1	1	1
	570005	FITTING/GREASE	1	1	1	1
33	066172	EYEBOLT (5/16 P)	1	1	1	1
34	090558	TIGHTENER/CHAIN (ROLLER STYLE)	1	1	1	1
	650650	CB 3/8 X 4 (N, L, 5/8P)	1	1	1	1
35	128015	SPACER 1-1/32 ID	3	3	3	3
36	119801	IDLER ARM (USE WITH ROLLER STYLE TENSIONER)	1	1	1	1
	655020	PIN/COTTER 3/16 X 1-1/2 ((2) 1" P)	1	1	1	1
37	084603	SPACER 1 IN. LONG	1	1	1	1

# 309, 312, 315 & 322 – GATE, PAN, AUGER SLIDES & LINERS

## SERIAL NUMBER BREAK CODES

A = After MS309–SN3485	E = After MS315–SN3968
B = Before MS309–SN3486	F = Before MS315–SN3969
C = After MS312–SN4794	G = After MS322–SN5130
D = Before MS312–SN4795	H = Before MS322–SN5131

Before  
MS309–SN4720  
MS315–SN6146  
MS312–SN5509  
MS322–SN5892



Ref. No.	Part No.	Description	Quantity			
			309	312	315	322
01	080635	ROD/GATE 27 LONG	1	–	–	–
	081423	ROD/GATE 33 LONG	–	1	1	–
	082271	ROD/GATE 42 LONG	–	–	–	1
	655048	PIN/COTTER 5/32X1–1/4	1	1	1	1
02	094292	GATE/ASSY	1	1	1	–
	094807	GATE/ASSY	–	–	–	1
03	080627	WIPER/RUBBER	1	1	1	–
	082010	WIPER/RUBBER	–	–	–	1
04	080628	WIPER/RETAINER	1	1	1	–
	082011	WIPER/RETAINER (5) 3/8 LN, P	–	–	–	1
05	083681	PAN/SIDE (LATER MODELS ONLY)	2	2	2	2
	650487	CS 5/16X1 (N,L)	6	6	6	6

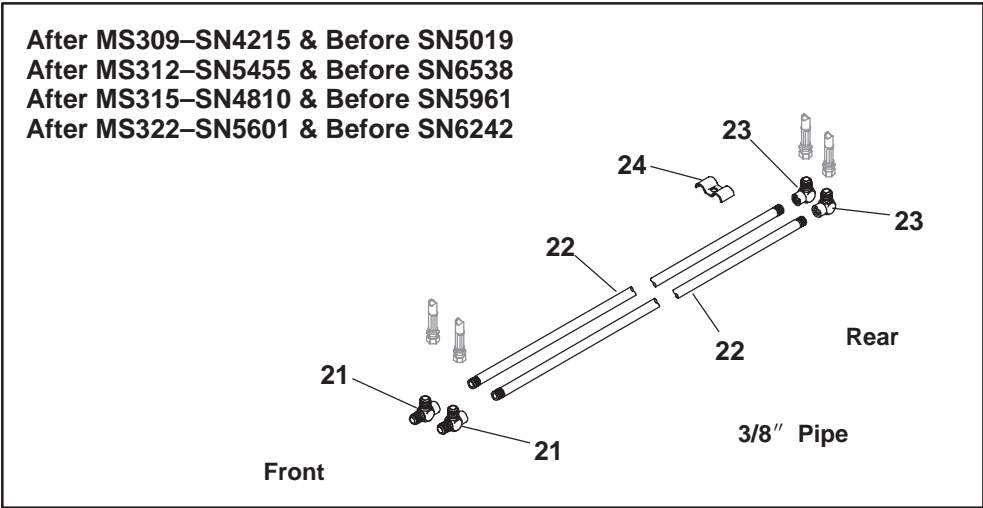
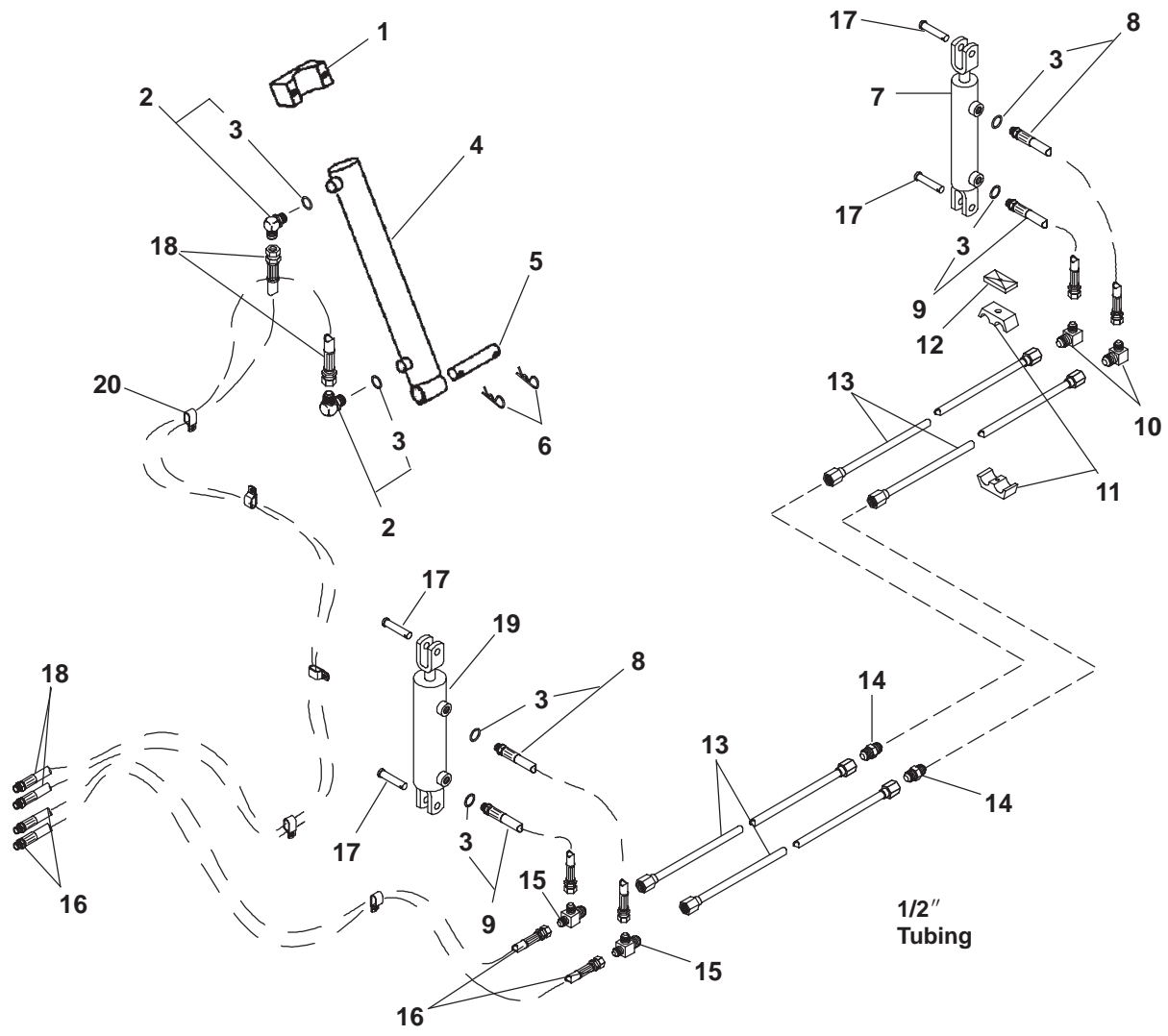
## 309, 312, 315 & 322 – GATE, PAN, AUGER SLIDES & LINERS

Ref. No.	Part No.	Description	Quantity			
			309	312	315	322
06	080609	PAN/EXPELLER REEL	1	1	1	–
	082016	PAN/EXPELLER REEL	–	–	–	1
	650545	CS 5/16X1–1/4 (LN)	2	2	2	2
07	110000	PLATE/REAR ASSY (SERIAL NO. A, C, E, G) <sup>a</sup>	1	1	1	–
	090503	PLATE/REAR ASSY (SERIAL NO. A, C, E, G) <sup>a</sup>	–	–	–	1
	080611	PLATE/REAR ASSY (SERIAL NO. B, D, F, H) <sup>a</sup>	1	1	1	1
08	080639	LINER/REAR 8X20	1	1	1	–
	090502	LINER/REAR 8X22	–	–	–	1
09	110002	SLIDE/AUGER ASSY (INCL REF. 10) (SERIAL NO. A, C, E, G) <sup>a</sup>	1	1	1	–
	080604	SLIDE/AUGER ASSY (INCL REF. 10) (SERIAL NO. B, D, F, H) <sup>a</sup>	1	1	1	–
	111341	SLIDE/AUGER ASSY (INCL REF. 10) (SERIAL NO. A, C, E, G) <sup>a</sup>	–	–	–	1
	090499	SLIDE/AUGER ASSY (INCL REF. 10) (SERIAL NO. B, D, F, H) <sup>a</sup>	–	–	–	1
	570002	FITTING/GREASE	3	3	3	3
10	098088	BUSHING/FIBER (SERIAL NO. A, C, E, G) <sup>a</sup>	1	1	1	1
	080605	BUSHING/BRONZE (SERIAL NO. B, D, F, H) <sup>a</sup>	1	1	1	1
11	088749	COLLAR/LOCK	1	1	1	1
	650896	SHCS5/16X1–1/4	1	1	1	1
12	080638	LINER/FRONT 24 LONG	1	1	1	–
	090509	LINER/FRONT 26 LONG	–	–	–	1
13	084810	PLATE/AUGER SLIDE ASSY FRONT	1	1	1	–
	094243	PLATE/AUGER SLIDE ASSY FRONT (SERIAL NO. A,C,E,G) <sup>a</sup>	–	–	–	1
	084804	PLATE/AUGER SLIDE ASSY FRONT (SERIAL NO. B, D, F, H) <sup>a</sup>	–	–	–	1
	570005	FITTING/GREASE	4	4	4	4
14	090585	TRUNNION (2-1/2" LONG)(INCL REF. 15)(SN: A, C, E, G) <sup>a</sup>	1	1	1	1
	124226	TRUNNION (2" LONG)(INCL REF. 15)(SN: B, D, F, H) <sup>a</sup>	1	1	1	1
	570012	FITTING/GREASE	1	1	1	1
15	097286	BUSHING/FIBER	1	1	1	1
16	H 7710	BUSHING/BRONZE	2	2	2	2
	650844	CS 5/8X1–3/4 (P)	2	2	2	2
17	083663	SPACER	1	1	1	1
18	080674	HOLDDOWN/LINER	1	2	2	2
	080676	HOLDDOWN/LINER (REAR – MS309 ONLY) (AR) 3/8 FLN	1	–	–	–
19	080647	LINER/POLYMER 39X143	1	–	–	–
	081741	LINER/POLYMER 44X167	–	1	–	–
	080671	LINER/POLYMER 48X191	–	–	1	–
	081742	LINER/POLYMER 60X191	–	–	–	1
20	651069	BOLT/ELEVATOR 5/16X1–1/2 (N,L,P)	8	8	8	10
21	080626	CLIP/AUGER PLATE (11) 1/2 LN	7	7	7	7
22	080637	ROD/AUGER 12 LONG	1	1	1	–
	081997	ROD/AUGER 25 LONG	–	–	–	1
	655048	PIN/COTTER 5/32X1–1/4	1	1	1	1
23	110003	GUARD/AUGER REAR	1	1	1	1
	650533	CS 3/8X1–1/2 (8N,L)	4	4	4	4

a) For serial numbers, see Serial Number Break Codes Box on previous page.

# 309, 312, 315 & 322 – HYDRAULICS

(AFTER MS309–SN4215, MS312–SN5455, MS315–SN4810 & MS322–SN5601)



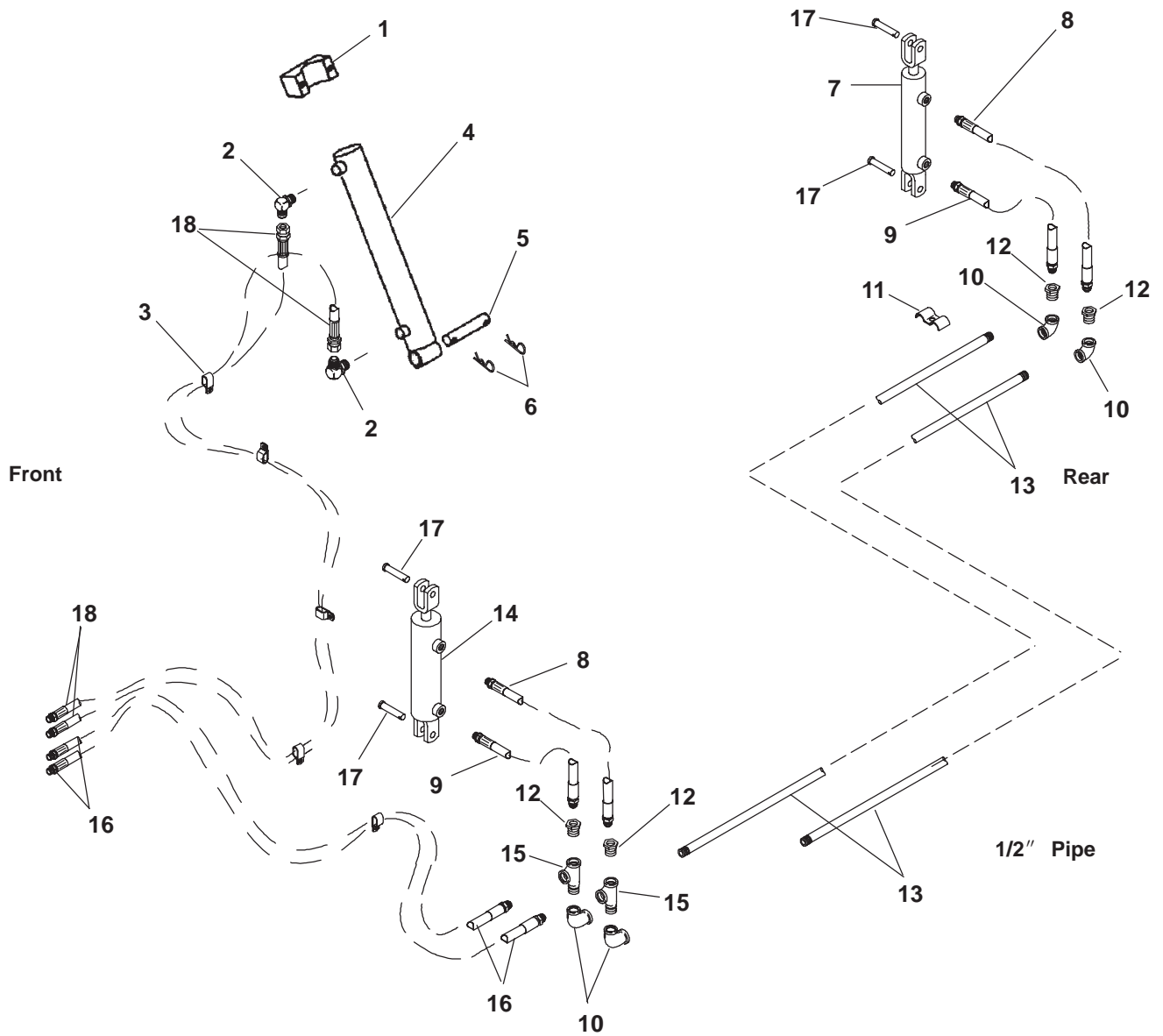
**309, 312, 315 & 322 – HYDRAULICS**  
**(AFTER MS309–SN4215, MS312–SN5455, MS315–SN4810 & MS322–SN5601)**

Ref. No.	Part No.	Description	Quantity			
			309	312	315	322
01	080675	BLOCK/CYLINDER CLAMP	1	1	1	1
02	068938	ELBOW/90 DEG ADJUSTABLE 9/16 O-RING (INCL REF. 03)	2	2	2	2
03	055897	O-RING	6	6	6	6
04	110035 <sub>a</sub>	CYLINDER/GATE 2 X 16	1	1	1	1
05	080629	PIN/CYLINDER	1	1	1	1
06	076099	COTTER/HAIR PIN	2	2	2	2
07	110036 <sub>a</sub>	CYLINDER/AUGER REAR 1-1/2X6	1	1	1	–
	110450 <sub>a</sub>	CYLINDER/AUGER REAR 2X8	–	–	–	1
08	110038	HOSE 9/16 O-RING X 9/16 SWIVEL X 22 (INCL REF. 03)	2	2	2	2
09	110037	HOSE 9/16 O-RING X 9/16 SWIVEL X 20 (INCL REF. 03)	2	2	2	2
10	119257	ELBOW/90 DEG 3/4 JIC X 9/16 JIC	2	2	2	2
11	088904	CLAMP/TUBE	3	3	3	3
12	079098	PLATE/TWIN COVER	3	3	3	3
	650692	CS 5/16X1–3/4 (LN, P)	3	3	3	3
13	119692	TUBE/HYD. 72–3/4 LONG (W/NUTS)	4	–	–	–
	119693	TUBE/HYD. 84–3/4 LONG (W/NUTS)	–	4	–	–
	119694	TUBE/HYD. 96–3/4 LONG (W/NUTS)	–	–	4	4
14	087107	CONNECTOR/UNION 3/4 JIC	2	2	2	2
15	119258	TEE/JIC 9/16 X 9/16 X 3/4	2	2	2	2
16	097304	HOSE 1/2 NPT X 9/16 JIC X 126	2	2	2	2
17	076513	PIN/CYLINDER	4	4	4	4
	650878	CP 5/32X1	8	8	8	8
18	097305	HOSE 1/2 NPT X 9/16 JIC X 186	2	2	2	2
19	110039 <sub>a</sub>	CYLINDER/AUGER FRONT 2X6	1	1	1	–
	110450 <sub>a</sub>	CYLINDER/AUGER FRONT 2X8	–	–	–	1
20	055021	CLAMP/DOUBLE HOSE (3/8LN)	5	5	5	5
21	097307	TEE 9/16 JIC X 9/16 JIC X 3/8 NPT	2	2	2	2
22	115754 <sub>b</sub>	TUBE/HYD. 3/8 NPT X 147	2	–	–	–
	110013 <sub>b</sub>	TUBE/HYD. 3/8 NPT X 171	–	2	–	–
	110051 <sub>b</sub>	TUBE/HYD. 3/8 NPT X 195	–	–	2	2
23	110448	ELBOW/90 DEG 3/8 NPT X 9/16 JIC	2	2	2	2
24	018453	CLAMP/HOSE (3/8 FLN)	2	2	2	2

- a)** For repair parts, see page titled COMPONENTS – AUGER or GATE CYLINDERS.  
**b)** No longer stocked, procure locally.

# 309, 312, 315 & 322 – HYDRAULICS

(BEFORE MS309–SN4216, MS312–SN5456, MS315–SN4811 & MS322–SN5602)

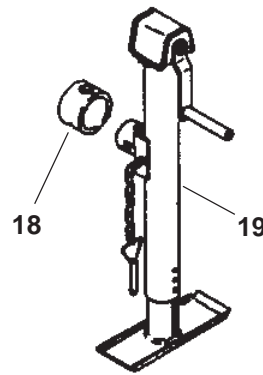
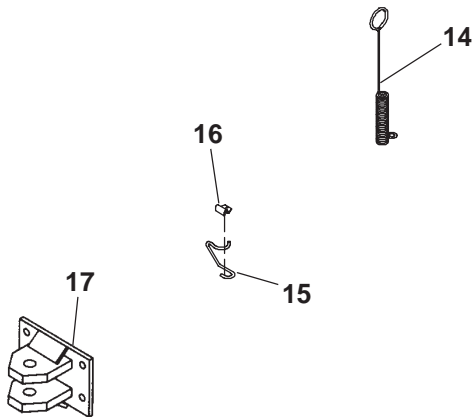
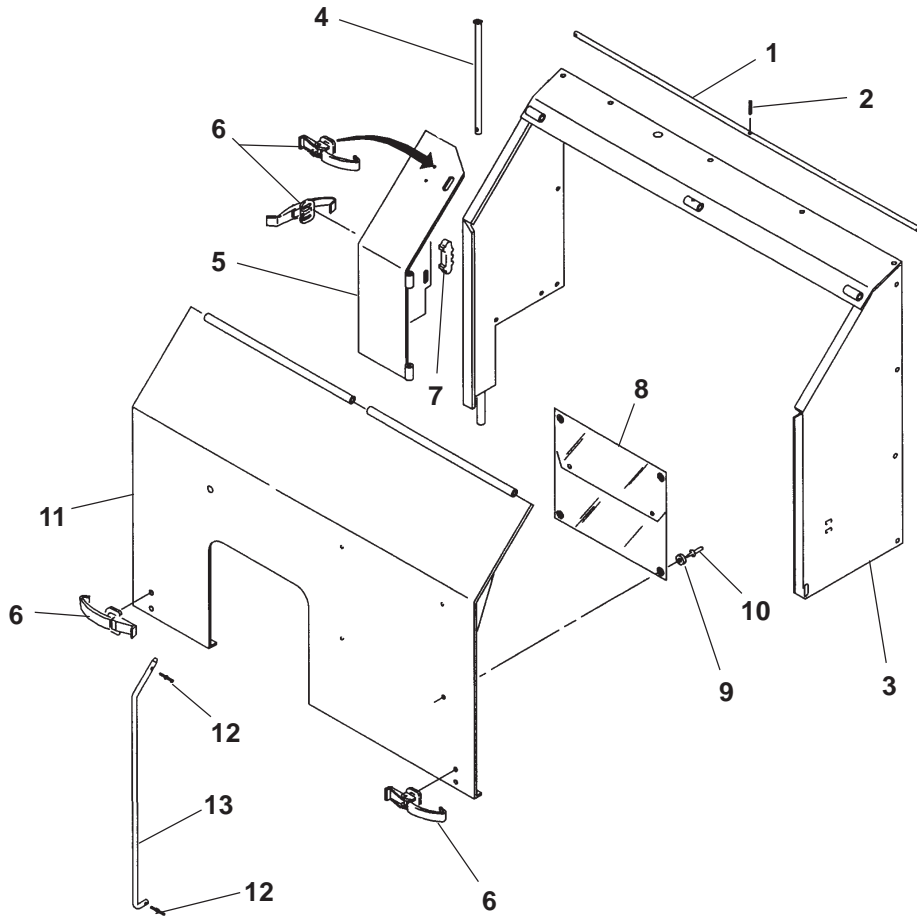


**309, 312, 315 & 322 – HYDRAULICS**  
**(BEFORE MS309–SN4216, MS312–SN5456, MS315–SN4811 & MS322–SN5602)**

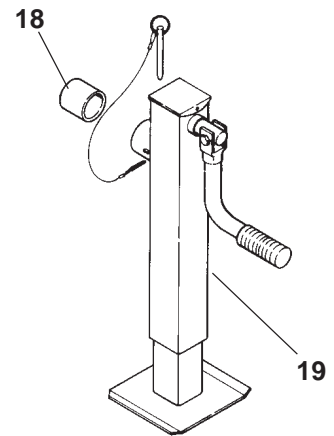
Ref. No.	Part No.	Description	Quantity			
			309	312	315	322
01	080675	BLOCK/CYLINDER CLAMP	1	1	1	1
02	580049	ELBOW/90 DEG ADAPTER 1/4 NPT	2	2	2	2
03	055021	CLAMP/DOUBLE HOSE (3/8LN)	5	5	5	5
04	080653 <sub>a</sub>	CYLINDER/GATE	1	1	1	1
05	080629	PIN/CYLINDER	1	1	1	1
06	076099	COTTER/HAIR PIN	2	2	2	2
07	080649 <sub>a</sub>	CYLINDER/AUGER REAR 1-1/2X6	1	1	1	1
	090498 <sub>a</sub>	CYLINDER/AUGER REAR 2X8	–	–	–	1
08	081175	HOSE 1/4 NPT X 1/2 NPT X 22	2	2	2	2
09	081174	HOSE 1/4 NPT X 1/2 NPT X 20	2	2	2	2
10	660009	ELBOW/90 DEG 1/2 NPT	4	4	4	4
11	018453	CLAMP/HOSE (3/8 FLN)	2	2	2	2
	650528	CS 3/8 X 2 (LN, P)	2	2	2	2
12	580058	SWIVEL/ADAPTER 1/2 NPT	4	4	4	4
13	081005 <sub>b</sub>	PIPE/HYD. 1/2 NPT X 147	2	–	–	–
	081000 <sub>b</sub>	PIPE/HYD. 1/2 NPT X 171	–	2	–	–
	081424 <sub>b</sub>	PIPE/HYD. 1/2 NPT X 195	–	–	2	2
14	084763 <sub>a</sub>	CYLINDER/AUGER FRONT 2X6	1	1	1	1
	090498 <sub>a</sub>	CYLINDER/AUGER FRONT 2X8	–	–	–	1
15	660079	TEE/PIPE STREET 1/2 NPT	2	2	2	2
16	081176	HOSE 1/2 NPT X 1/2 NPT X 126	2	2	2	2
17	076513	PIN/CYLINDER	4	4	4	4
	650878	CP 5/32X1	8	8	8	8
18	081177	HOSE 1/2 NPT X 1/4 NPT X 186	2	2	2	2

- a)** For repair parts, see page titled COMPONENTS – AUGER or GATE CYLINDERS.  
**b)** No longer stocked, procure locally.

**309, 312, 315 & 322 – HITCH, JACK & DRIVE SHIELDS**  
 (AFTER MS309–SN4850, MS312–SN6353, MS315–5703 & MS322–SN6071)



309, 312 & 315



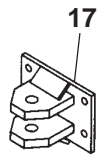
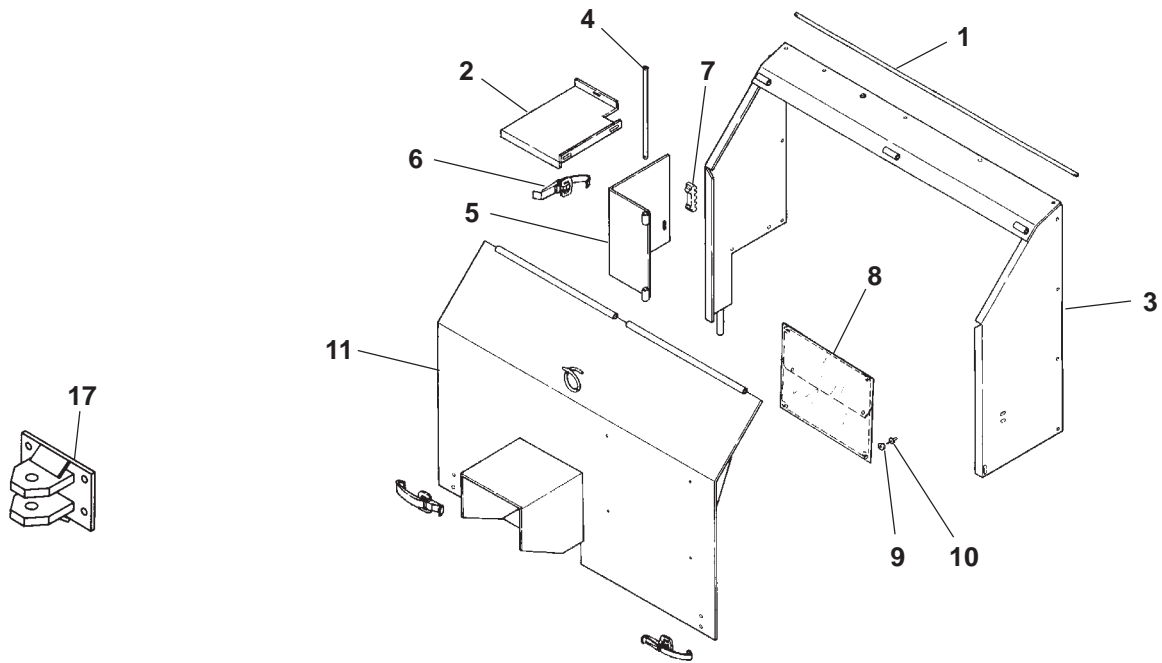
322

**309, 312, 315 & 322 – HITCH, JACK & DRIVE SHIELDS  
(AFTER MS309–SN4850, MS312–SN6353, MS315–5703 & MS322–SN6071)**

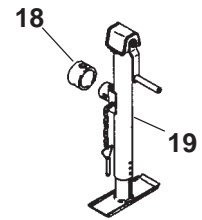
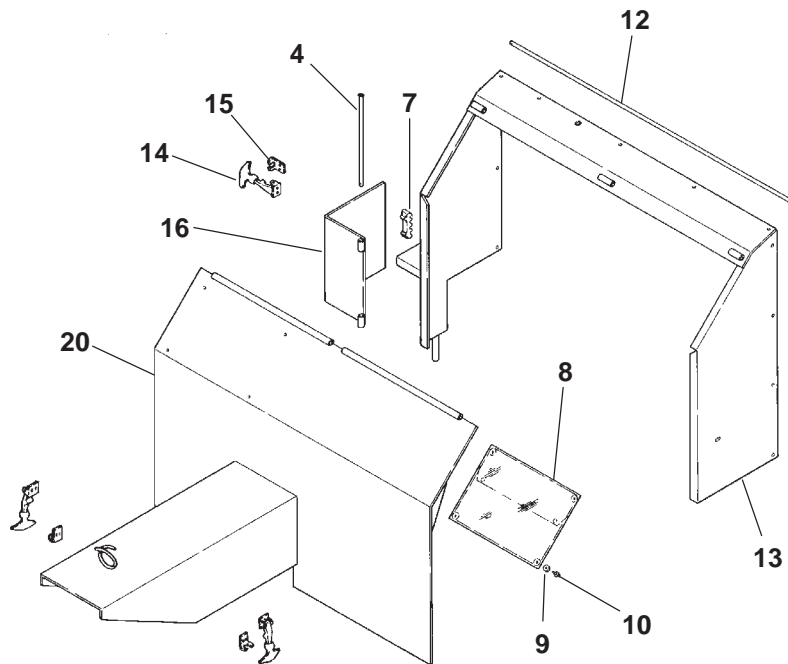
Ref. No.	Part No.	Description	Quantity			
			309	312	315	322
01	110009	PIN/HINGE 47 LONG	1	1	1	–
	111342	PIN/HINGE 50–3/4 LONG	–	–	–	1
02	220–10238	PIN/SPRING 1/8X3/8	1	1	1	1
03	110004	SHIELD/ASSY	1	1	1	–
	098843	SHIELD/ASSY	–	–	–	1
	650487	CS 5/16X1 (N,L)	14	14	14	14
04	080633	ROD/HINGE ASSY	1	1	1	1
05	110010	GUARD/EXPELLER DRIVE ASSY	1	1	1	1
06	054586	LATCH/METAL	4	4	4	4
	650953	RHMS 1/4X1/2 (LN)	8	8	8	8
	650815	RHMS #10–24X3/4 (N, L)	6	6	6	6
07	059272	HOLDER/SHEAR BOLTS	2	2	2	2
08	078580	POUCH/MANUAL	1	1	1	1
09	068642	WASHER	4	4	4	4
10	075274	RIVET/BLIND	4	4	4	4
11	110007	COVER/SHIELD ASSY	1	1	1	–
	098846	COVER/SHIELD ASSY	–	–	–	1
12	057864	PIN/SPRING 3/16 X 1	2	2	2	2
13	110031	ROD/GUARD SUPPORT	1	1	1	–
	094253	ROD/GUARD SUPPORT	–	–	–	1
14	110032	SUPPORT/SPRING	1	1	1	1
	650490	CS 5/8X1-1/2 (P, LN)	1	1	1	1
15	116787	ROD/PTO SUPPORT	1	1	1	1
16	116786	BRACKET/PIVOT	1	1	1	1
	650490	CS 3/8X1 (LN)	1	1	1	1
17	110033	HITCH/DRAWBAR ASSY	1	1	1	–
	082012	HITCH/DRAWBAR ASSY	–	–	–	1
	650647	CS 5/8X2 (LN)	4	4	4	4
18	059743	HUB/JACK (WELD–ON)	2	2	2	–
	081954	HUB/JACK (WELD–ON)	–	–	–	2
19	081464 <sub>a</sub>	JACK/ASSY	1	1	1	–
	082027 <sub>a</sub>	JACK/ASSY	–	–	–	1

a) For serviceable components, see page titled COMPONENTS – JACKS.

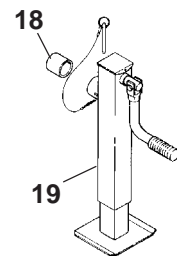
**309, 312, 315 & 322 – HITCH, JACK & DRIVE SHIELDS**  
 (BEFORE MS309–SN4851, MS312–SN6354, MS315–5704 & MS322–SN6072)



MS309 Before SN3427  
 MS312 Before SN4795  
 MS315 Before SN3969  
 MS322 Before SN5131



309, 312 & 315



322

**309, 312, 315 & 322 – HITCH, JACK & DRIVE SHIELDS**  
**(BEFORE MS309–SN4851, MS312–SN6354, MS315–5704 & MS322–SN6072)**

Ref. No.	Part No.	Description	Quantity			
			309	312	315	322
01	080636	PIN/HINGE 48 LONG	1	1	1	–
	082007	PIN/HINGE 51–3/4 LONG	–	–	–	1
	655006	PIN/COTTER 1/8X1	2	2	2	2
02	084604	COVER/EXPELLER DRIVE GUARD	1	1	1	1
	650487	CS 5/16X1 (N,L,P)	3	3	3	3
03	083649	SHIELD/ASSY	1	1	1	–
	084788	SHIELD/ASSY	–	–	–	1
	650487	CS 5/16X1 (N,L)	14	14	14	14
04	080633	ROD/HINGE ASSY	1	1	1	1
05	082008	DOOR/EXP. DRIVE (WITH SLOT)	1	1	1	1
06	054586	LATCH/METAL	3	3	3	3
	650953	RHMS 1/4X1/2 (LN)	6	6	6	6
07	059272	HOLDER/SHEAR BOLTS	2	2	2	2
08	078580	POUCH/MANUAL	1	1	1	1
09	068642	WASHER	4	4	4	4
10	075274	RIVET/BLIND	4	4	4	4
11	083655	COVER/SHIELD ASSY	1	1	1	–
	084793	SHIELD/ASSY	–	–	–	1
12	080636	PIN/HINGE 48 LONG	1	1	1	1
	655006	PIN/COTTER 1/8X1	2	2	2	2
13	080622	SHIELD/ASSY	1	1	1	1
	650487	CS 5/16X1 (N,L)	14	14	14	14
14	080648	LATCH/RUBBER (USES REF. 15)	3	3	3	3
	650815	RHMS #10–24X3/4 (N, L)	6	6	6	6
15	081087	KEEPER/LATCH	3	3	3	3
	650548	RHMS #10–24X1/2 (N, L)	6	6	6	6
16	080624	DOOR/EXP. DRIVE (NO SLOT)	1	1	1	1
17	110033	HITCH/DRAWBAR ASSY	1	1	1	–
	082012	HITCH/DRAWBAR ASSY	–	–	–	1
	650647	CS 5/8X2 (LN)	4	4	4	4
18	059743	HUB/JACK (WELD–ON)	2	2	2	–
	081954	HUB/JACK (WELD–ON)	–	–	–	2
19	081464 <sub>a</sub>	JACK/ASSY	1	1	1	–
	082027 <sub>a</sub>	JACK/ASSY	–	–	–	1
20	080623	COVER/SHIELD ASSY	1	1	1	1

a) For serviceable components, see page titled COMPONENTS – JACKS.



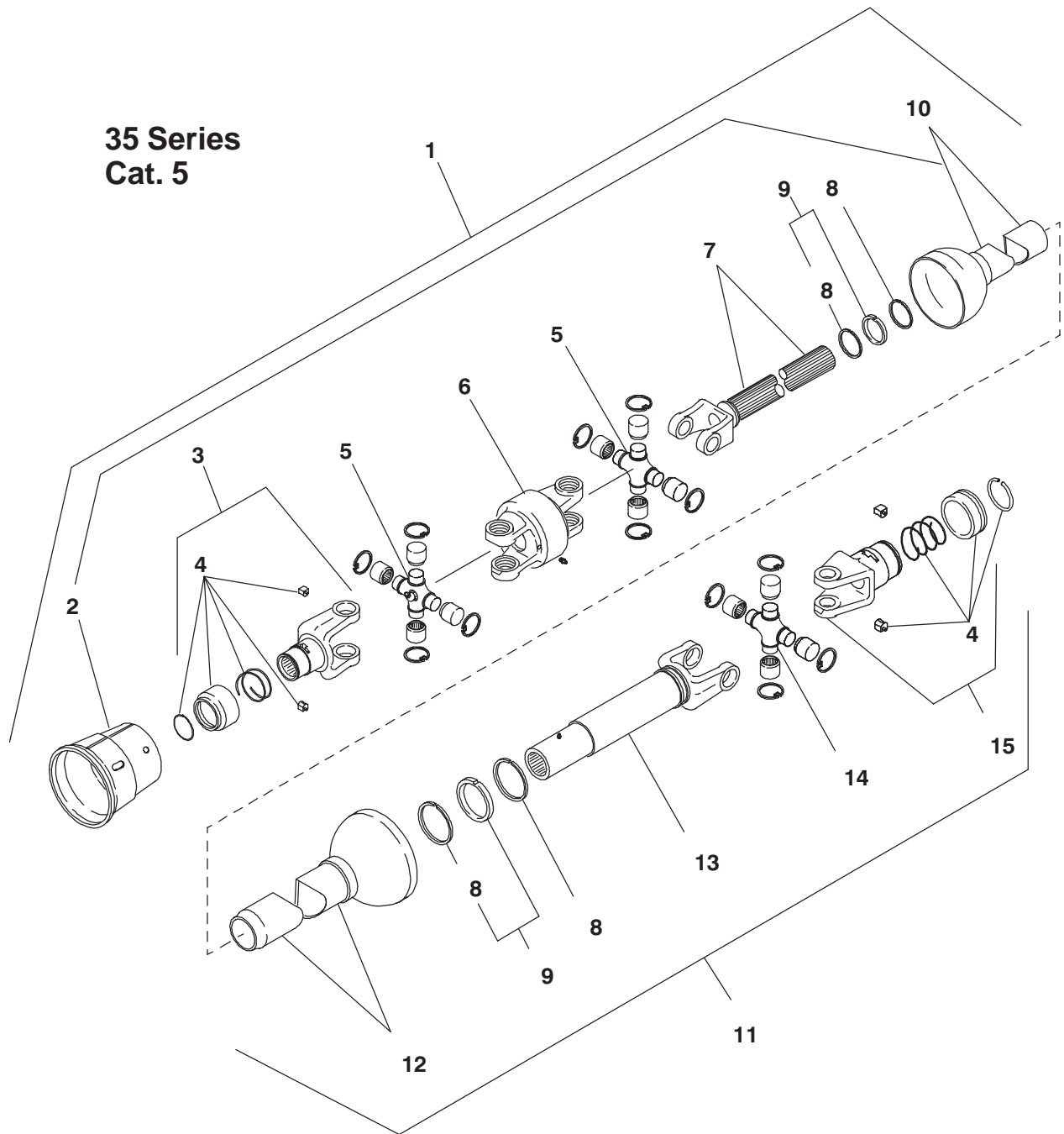
**UNIVERSAL PTO DRIVE – WEASLER**  
**(AFTER MS309–SN3426, MS312–SN4794 & MS315–SN5296)**

Ref. No.	Part No.	Description	Quantity			
			309	312	315	
01	084404 <sub>a</sub>	JOINT/UNIV TRACTOR	1	1	1	–
02	091167	GUARD/PLASTIC	1	1	1	–
03	086938	YOKE/SPRING LOCK ASSY	1	1	1	–
04	086925	KIT/SPRING LOCK	1	1	1	–
05	141779	KIT/CROSS REPAIR (CAT 3)	2	2	2	–
06	090895	HOUSING/CV CENTER	1	1	1	–
07	086935	YOKE W/SHAFT ASSY	1	1	1	–
08	510100	RETAINER/BEARING	4	4	4	–
09	095130	KIT/NYLON BEARING	2	2	2	–
10	086936 <sub>b</sub>	GUARD/OUTER (INCL REF. 2)	1	1	1	–
11	084403	JOINT/UNIV IMPLEMENT	1	1	1	–
12	086932 <sub>c</sub>	TUBE/GUARD	1	1	1	–
13	086934	YOKE & TUBE ASSY	1	1	1	–
14	510114 <sub>d</sub>	KIT/CROSS REPAIR (14R)	1	1	1	–
15	094142	YOKE/SPRING LOCK ASSY	1	1	1	–

- a) Includes 091444 **DANGER** Decal.
- b) Includes 091444 **DANGER** Decal & 510100 Bearing Retainer.
- c) Includes 510100 Bearing Retainer.
- d) Includes 570004 Grease Fitting.

# UNIVERSAL PTO DRIVE – WEASLER

(BEFORE MS315–SN5297 & AFTER MS315–SN3968 & AFTER MS322–SN5130)



**UNIVERSAL PTO DRIVE – WEASLER**  
**(AFTER MS315–SN3968 & BEFORE MS315–SN5297 & AFTER MS322–SN5130)**

Ref. No.	Part No.	Description	Quantity	
			315*	322
01	084406 <sub>a</sub>	JOINT/UNIV TRACTOR (540 RPM)	1	1
	086972 <sub>a</sub>	JOINT/UNIV TRACTOR (1000 RPM)	–	1
02	088818	GUARD/PLASTIC	1	1
03	084240	YOKE/SPRING LOCK ASSY (540 RPM)	1	1
	084248	YOKE/SPRING LOCK ASSY (1000 RPM)	–	1
04	095166	KIT/SLIDE LOCK	2	2
05	084241	KIT/CENTER JOINT	2	2
06	084239	HOUSING/CV GEN ASSY	1	1
07	086958	YOKE W/SHAFT ASSY	1	1
08	510100	RETAINER/BEARING	4	4
09	095132	KIT/NYLON BEARING	2	2
10	086959 <sub>b</sub>	TUBE/GUARD	1	1
11	084405	JOINT/UNIV IMPLEMENT	1	1
12	086952 <sub>c</sub>	TUBE/GUARD	1	1
13	086953	YOKE & TUBE ASSY	1	1
14	045327	KIT/CENTER CROSS	1	1
15	510233	YOKE/LOCK	1	1

a) Includes 091444 **DANGER** Decal.

b) Includes 091444 **DANGER** Decal & 510100 Bearing Retainer.

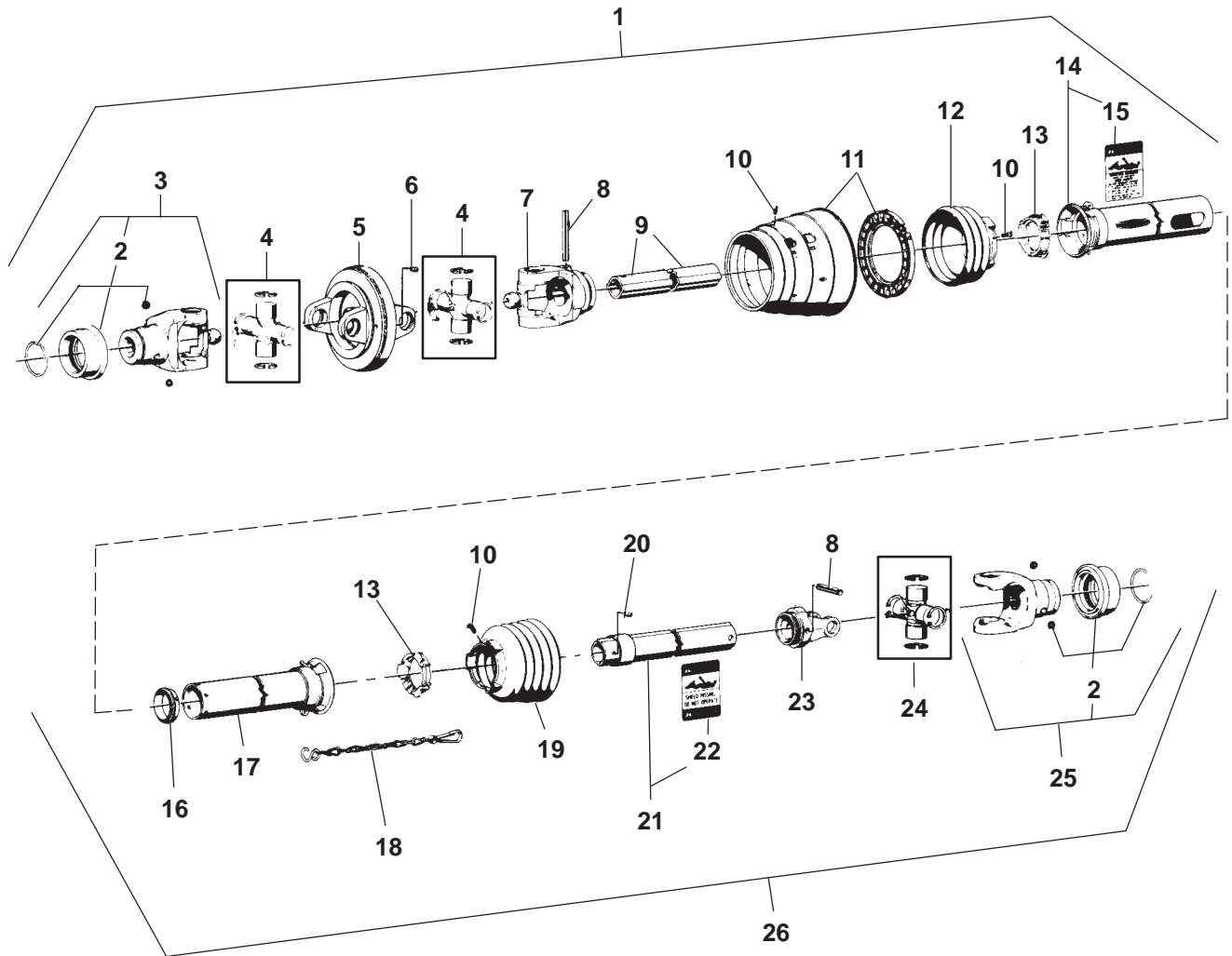
c) Includes 510100 Bearing Retainer.

\* Model MS315 After SN3968 and Before SN5297. For MS315 After SN5296, See page 25.

# UNIVERSAL PTO DRIVE – 540 RPM WALTERSCHEID

(AFTER MS309–SN3426, MS312–SN4794, MS315–SN3968 & MS322–SN5130)

## 540RPM

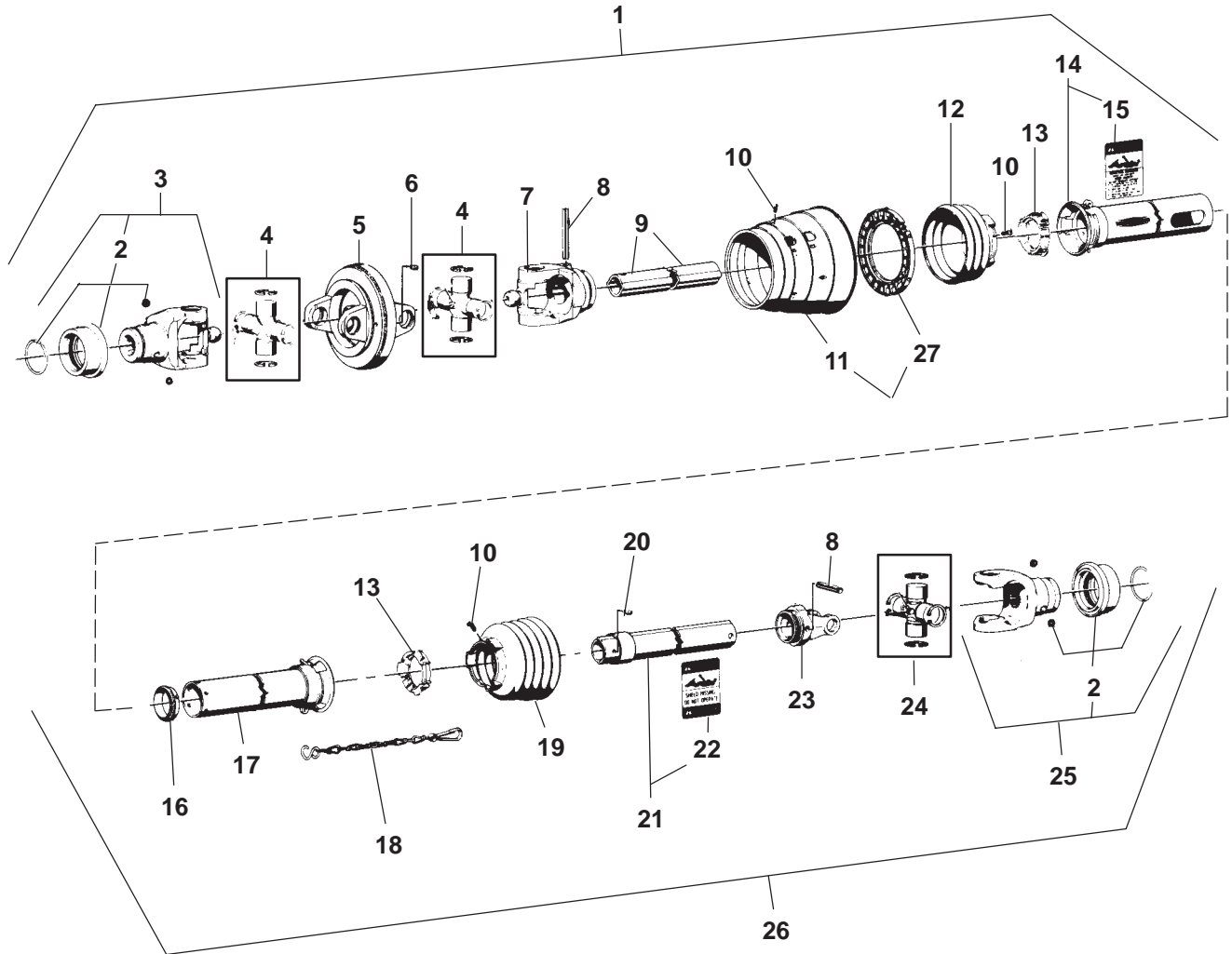


**UNIVERSAL PTO DRIVE – 540 RPM WALTERSCHEID**  
**(AFTER MS309–SN3426, MS312–SN4794, MS315–SN3968 & MS322–SN5130)**

Ref. No.	Part No.	Description	Quantity			
			309	312	315	322
01	084201	JOINT/UNIVERSAL TRACTOR CAT. 3	1	1	–	–
	083704	JOINT/UNIVERSAL TRACTOR CAT. 4	–	–	1	1
02	086923	KIT/ASS'D COLLAR	2	2	2	2
03	086919	YOKE/1 3/8–6 SPLINE ASS'Y	1	1	–	–
	086944	YOKE/1 3/8–6 SPLINE ASSY	–	–	1	1
04	086916	KIT/CROSS & BEARING	2	2	–	–
	086968	KIT/CROSS & BEARING	–	–	2	2
05	086918	YOKE/DOUBLE	1	1	–	–
	086969	YOKE/DOUBLE	–	–	1	1
06	612386	GREASE ZERK	1	1	1	1
07	086917	YOKE/INBOARD	1	1	–	–
	086967	YOKE/INBOARD	–	–	1	1
08	610482	SPRING PIN 10X65	2	2	–	–
	610710	SPRING PIN 10X80	–	–	2	2
09	086914	PROFILE/INNER OVAL GA	1	1	–	–
	086966	PROFILE/INNER OV GA	–	–	1	1
10	086921	SCREW	AR	AR	AR	AR
11	086904	SHIELD CONE & BRG/CV ASSY	1	1	–	–
	086949	SHIELD CONE & BRG/CV ASSY	–	–	1	1
12	086905	CONE/SHIELD 3–RIB	1	1	–	–
	086961	CONE/SHIELD 3 RIB	–	–	1	1
13	604770	BEARING RING	2	2	–	–
	604725	BEARING RING	–	–	2	2
14	086908	TUBE/OUTER SHIELD OVAL	1	1	–	–
	086947	TUBE/OUTER SHIELD OVAL	–	–	1	1
15	091444	DECAL/OUTER	1	1	1	1
16	086901	SUPPORT/BEARING	1	1	–	–
	086943	SUPPORT/BEARING	–	–	1	1
17	086907	TUBE/INNER SHIELD ROUND	1	1	–	–
	086940	TUBE/INNER SHIELD RND	–	–	1	1
18	604728	SAFETY CHAIN	1	1	1	1
19	086906	CONE/SHIELD 5 RIB	1	1	–	–
	086936	CONE/SHIELD 6 RIB	–	–	1	1
20	086922	FITTING/GREASE	1	1	1	1
21	086913	PROFILE & SLEEVE W.A.	1	1	–	–
	086945	PROFILE & SLEEVE W.A	–	–	1	1
22	086902	DECAL/INNER	1	1	1	1
23	610732	INBOARD YOKE 2	1	1	–	–
	610741	INBOARD YOKE 2A	–	–	1	1
24	086910	KIT/CROSS & BEARING	1	1	–	–
	610707	KIT/CROSS & BEARING	–	–	1	1
25	086911	YOKE/1 3/8–21 SPLINE ASS'Y	1	1	–	–
	086950	YOKE/1 3/8–21 SPLINE ASSY	–	–	1	1
26	084200	JOINT/UNIVERSAL IMPLEMENT CAT. 3	1	1	–	–
	083703	JOINT/UNIVERSAL IMPLEMENT CAT. 4	–	–	1	1

# UNIVERSAL PTO DRIVE – 1000 RPM WALTERSCHEID (AFTER MS322–SN5130)

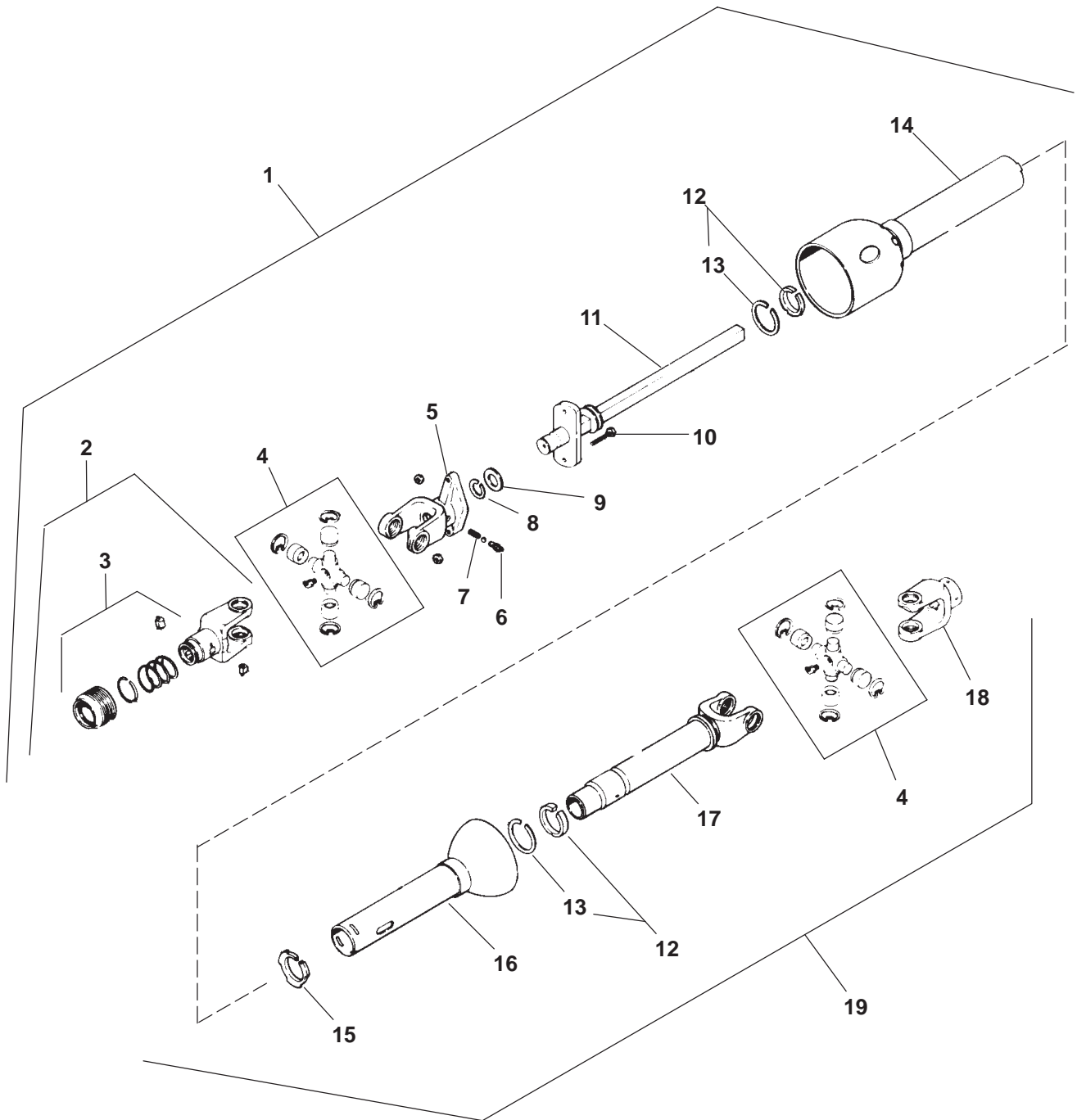
1000 RPM



**UNIVERSAL PTO DRIVE – 1000 RPM WALTERSCHEID  
(AFTER MS322–SN5130)**

Ref. No.	Part No.	Description	Quantity 322
01	086960	JOINT/UNIVERSAL TRACTOR CAT. 4	1
02	086923	KIT/ASS'D COLLAR	2
03	086970	YOKE/1 3/8–21 SPLINE ASSY	1
04	086968	KIT/CROSS & BEARING	2
05	086969	YOKE/DOUBLE	1
06	612386	GREASE ZERK	1
07	086967	YOKE/INBOARD	1
08	610710	SPRING PIN 10X80	2
09	086966	PROFILE/INNER OV GA	1
10	086921	SCREW	AR
11	086963	CONE/SHIELD CV	1
12	086961	CONE/SHIELD 3 RIB	1
13	604725	BEARING RING	2
14	086947	TUBE/OUTER SHIELD OVAL	1
15	091444	DECAL/OUTER	1
16	086943	SUPPORT/BEARING	1
17	086940	TUBE/INNER SHIELD RND	1
18	604728	SAFETY CHAIN	1
19	086939	CONE/SHIELD 6 RIB	1
20	086922	FITTING/GREASE	1
21	086945	PROFILE & SLEEVE W.A	1
22	086902	DECAL/INNER	1
23	610741	INBOARD YOKE 2A	1
24	610707	KIT/CROSS & BEARING	1
25	086950	YOKE/1 3/8–21 SPLINE ASSY	1
26	083703	JOINT/UNIVERSAL IMPLEMENT CAT. 4	1
27	086962	BRG/CV CONE SHIELD	1

**UNIVERSAL PTO DRIVE WITH SHEAR DEVICE – 540 RPM WEASLER**  
**(BEFORE MS309–SN3427, MS312–SN4795, MS315–SN3969 & MS322–SN5131)**

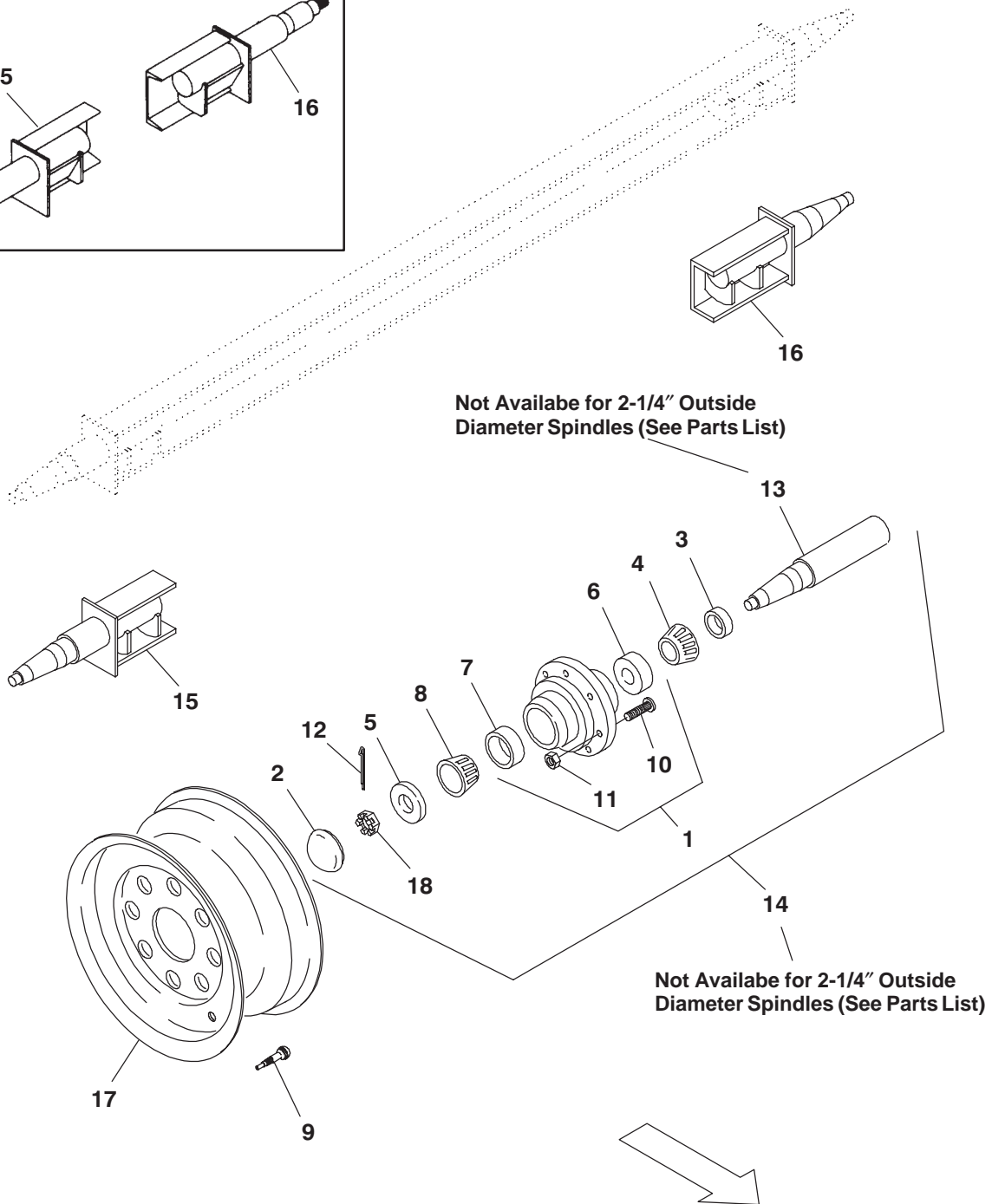
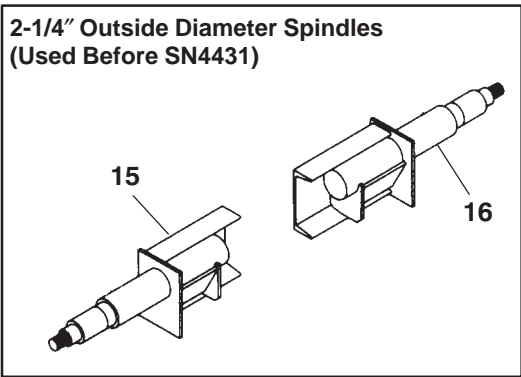


**UNIVERSAL PTO DRIVE WITH SHEAR DEVICE – 540 RPM WEASLER  
(BEFORE MS309–SN3427, MS312–SN4795, MS315–SN3969 & MS322–SN5131)**

Ref. No.	Part No.	Description	Quantity			
			309	312	315	322
01	081148	PTO, TRACTOR HALF W/SHIELD 14NW	1	–	–	–
	081506	PTO, TRACTOR HALF W/SHIELD 35RW	–	1	1	1
02	081156	SLIDE LOCK YOKE ASS'Y	1	–	–	–
	065247	SLIDE LOCK YOKE ASS'Y	–	1	1	1
03	095166 <sup>a</sup>	PAWL REPAIR KIT	1	1	1	1
04	510114	CROSS KIT 14NW	2	–	–	–
	045327	CROSS KIT 35RW	–	2	2	2
	570009	FITTING/GREASE	2	2	2	2
05	081154	YOKE/SHEAR	1	–	–	–
	054117	YOKE/SHEAR	–	1	1	1
	570002	FITTING/GREASE	1	–	–	–
06	125874	BALL/5/16 STEEL	1	1	1	1
07	045884	SPRING/COMPRESSION	1	1	1	1
08	042893	RING/RETAINING	1	–	–	–
	045882	RING/RETAINING	–	1	1	1
09	008407	WASHER	1	–	–	–
	045883	WASHER	–	1	1	1
10	081363	KIT/SHEAR BOLT (8 EACH 5/16 X 1–1/2 GR. 8 BOLT & LN)	1	–	–	–
	901605	KIT/SHEAR BOLT (8 EACH 5/16 X 2 GR. 5 BOLT & LN)	–	1	1	1
11	081153	PTO SHAFT W/SHEAR FLANGE	1	–	–	–
	081510	PTO SHAFT W/SHEAR FLANGE	–	1	1	1
12	095130	BEARING, NYLON (INCL REF. 13)	2	2	2	2
13	510100	RETAINER, BEARING	1	1	1	1
14	081446	SHIELD, TRACTOR HALF	1	–	–	–
	081509	SHIELD, TRACTOR HALF	–	1	1	1
15	510215	NYLON CENTRALIZER	1	1	1	1
16	081151	SHIELD, MACHINE HALF	1	–	–	–
	081502	SHIELD, MACHINE HALF	–	1	1	1
17	081150	YOKE & TUBE ASS'Y	1	–	–	–
	081508	YOKE & TUBE ASS'Y	–	1	1	1
18	081149	YOKE	1	–	–	–
	081507	YOKE	–	1	1	1
	650231	SQHSS 3/8X1 (JN)	2	2	2	2
19	081147	PTO, MACHINE HALF W/SHIELD 14NW	1	–	–	–
	081505	PTO, MACHINE HALF W/SHIELD 35RW	–	1	1	1

**a)** Repair Kit includes (2) Pawls, Spring, Collar and Retaining Ring.

# 309 – AXLES, WHEELS & HUBS (WITHOUT BRAKES\*)



\* For Models WITH Brakes, see pages titled "309 – ACCESSORIES – HYDRAULIC BRAKES (EXPORT)".

## 309 – AXLES, WHEELS & HUBS (WITHOUT BRAKES\*)

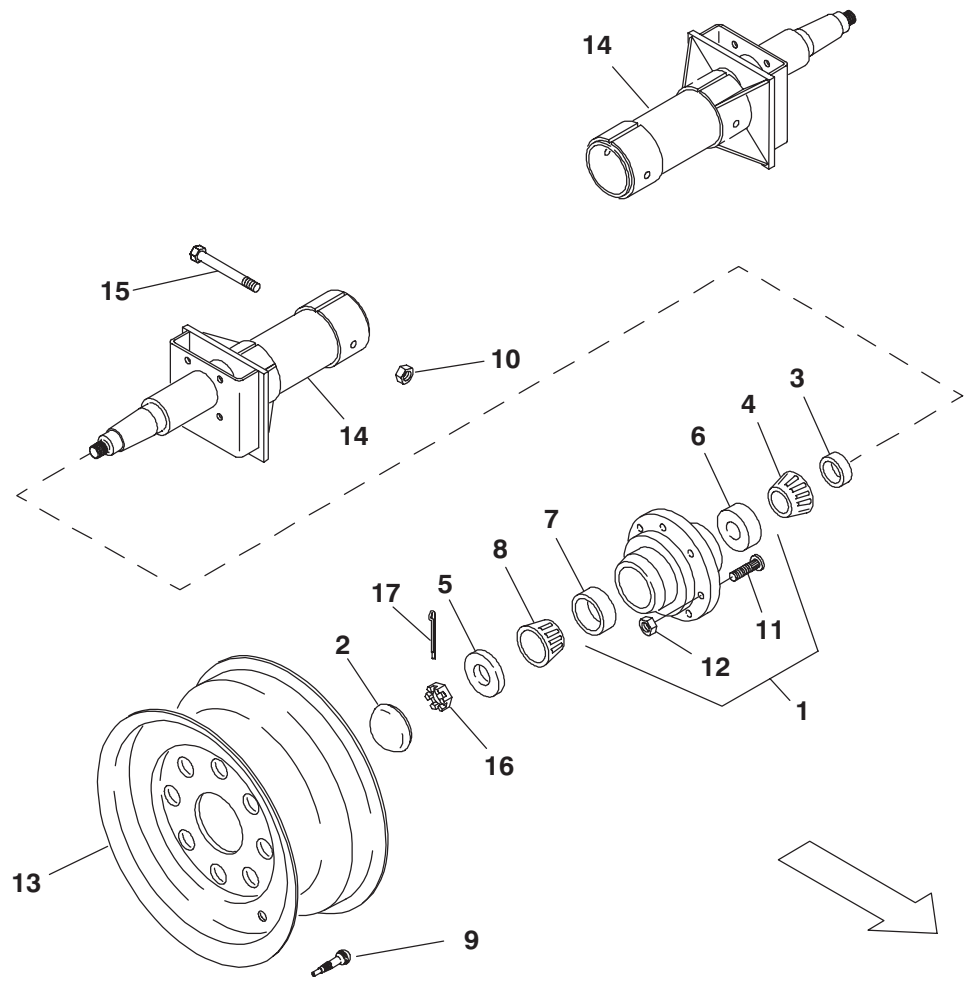
Ref. No.	Part No.	Description	309	Quantity
<b>FOR 3" OUTSIDE DIAMETER AXLE (6000 LB CAPACITY)</b>				
01	003937	HUB/ASSY	2	
02	003938	CAP/HUB	2	
03	003939	SEAL/OIL	2	
04	003940	CONE/BEARING (INNER)	2	
05	003943	WASHER	2	
06	004375	CUP/BEARING (INNER)	2	
07	042162	CUP/BEARING (OUTER)	2	
08	042163	CONE/BEARING (OUTER)	2	
09	045581	VALVE/TIRE	2	
10	078657	BOLT/WHEEL	16	
11	079152	NUT/WHEEL	16	
12	655024	CP 3/16X2	2	
13	115428	SPINDLE (WELD-IN)	2	
14	115475	HUB-SPINDLE/ASSY 6000# (WELD-IN)	2	
15	124506	SPINDLE/ASSY RT REPAIR	1	
16	124507	SPINDLE/ASSY LT REPAIR	1	
17	112443	WHEEL W11C-16.1 (USED WITH 16.5L X 16.1 TIRE)	2	
	112444	WHEEL W8B-20 (USED WITH 9 X 20 OR 10 X 20 TIRES)	2	
	112445	WHEEL W14C X 16.1 (USED WITH 19L X 16.1 TIRE)	2	
18	650933	HN SLOTTED 1 NF	2	
<b>FOR 2-1/4" OUTSIDE DIAMETER AXLE (4500 LB CAPACITY)</b>				
01	083100	HUB/ASSY	2	
02	058421	CAP/HUB	2	
03	604328	SEAL/OIL	2	
04	520214	CONE/BEARING (INNER)	2	
05	041802	WASHER	2	
06	520213	CUP/BEARING (INNER)	2	
07	520054	CUP/BEARING (OUTER)	2	
08	520201	CONE/BEARING (OUTER)	2	
09	045581	VALVE/TIRE	2	
10	078657	BOLT/WHEEL	16	
11	079152	NUT/WHEEL	16	
12	655048	CP 5/32X1-1/4	2	
13	-	NOT AVAILABLE (SEE REF. 15 OR 16)	-	
14	-	NOT AVAILABLE (SEE REF. 15 OR 16)	-	
15	080661 <sub>a</sub>	SPINDLE/ASSY RT REPAIR	1	
16	080662 <sub>b</sub>	SPINDLE/ASSY LT REPAIR	1	
17	112443	WHEEL W11C-16.1 (USED WITH 16.5L X 16.1 TIRE)	2	
	112444	WHEEL W8B-20 (USED WITH 9 X 20 OR 10 X 20 TIRES)	2	
	112445	WHEEL W14C X 16.1 (USED WITH 19L X 16.1 TIRE)	2	
18	650933	HN SLOTTED 1 NF	2	

a) Replacement Right Repair Spindle includes Ref. Nos. 1-8, 10-12, 15 & 18 for 3" Outside Diameter Spindle.

b) Replacement Left Repair Spindle includes Ref. Nos. 1-8, 10-12, 16 & 18 for 3" Outside Diameter Spindle.

\* For Models WITH Brakes, see pages titled "309 – ACCESSORIES – HYDRAULIC BRAKES (EXPORT)".

# 312 – SINGLE AXLE, WHEELS & HUBS (WITHOUT BRAKES\*) \_\_\_\_\_



\* For Models WITH Brakes, see pages titled "312 – ACCESSORIES – HYDRAULIC BRAKES (EXPORT)".

## 312 – SINGLE AXLE, WHEELS & HUBS (WITHOUT BRAKES\*)

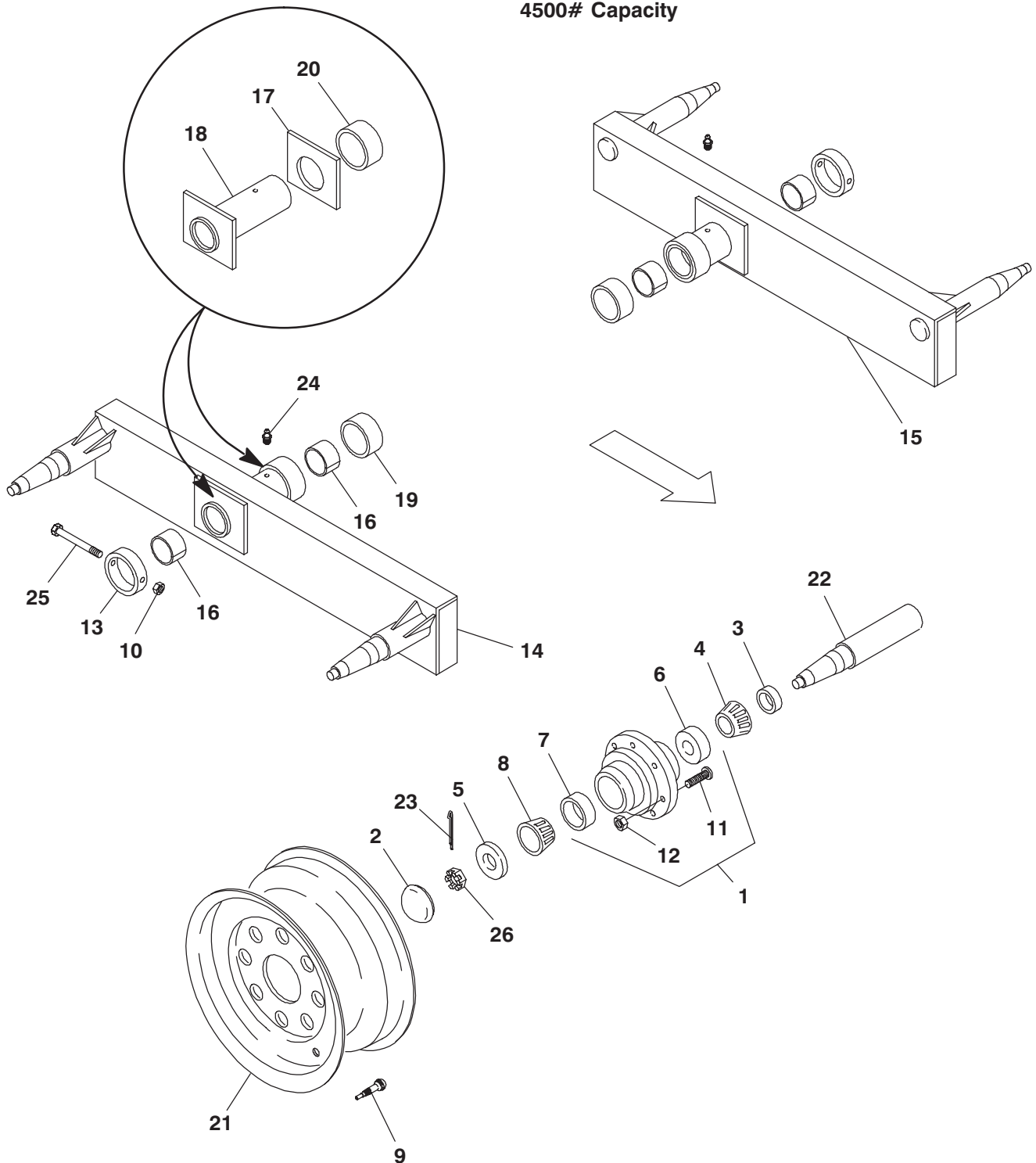
Ref. No.	Part No.	Description	Quantity
<b>FOR 2-3/4" OUTSIDE DIAMETER AXLE (6000 LB CAPACITY)</b>			
01	003937	HUB/ASSY	2
02	003938	CAP/HUB	2
03	003939	SEAL/OIL	2
04	003940	CONE/BEARING (INNER)	2
05	003943	WASHER	2
06	004375	CUP/BEARING (INNER)	2
07	042162	CUP/BEARING (OUTER)	2
08	042163	CONE/BEARING (OUTER)	2
09	045581	VALVE/TIRE	2
10	071706	NILN 1/2	4
11	078657	BOLT/WHEEL	16
12	079152	NUT/WHEEL	16
13	112443	WHEEL W11C-16.1 (USED WITH 16.5L X 16.1 TIRE)	2
	112444	WHEEL W8B-20 (USED WITH 9 X 20 OR 10 X 20 TIRE)	2
	112445	WHEEL W14C X 16.1 (USED WITH 19L X 16.1 TIRE)	2
14	118741	SPINDLE/ASSY	2
15	650497	CS 1/2 X 5-1/2	4
16	650933	HN SLOTTED 1 NF	2
17	655024	CP 3/16X2	2

\* For Models WITH Brakes, see pages titled "312 – ACCESSORIES – HYDRAULIC BRAKES (EXPORT)".

# 312 – TANDEM AXLES, WHEELS & HUBS (WITHOUT BRAKES) \_\_\_\_\_

(AFTER SN5855)

4500# Capacity



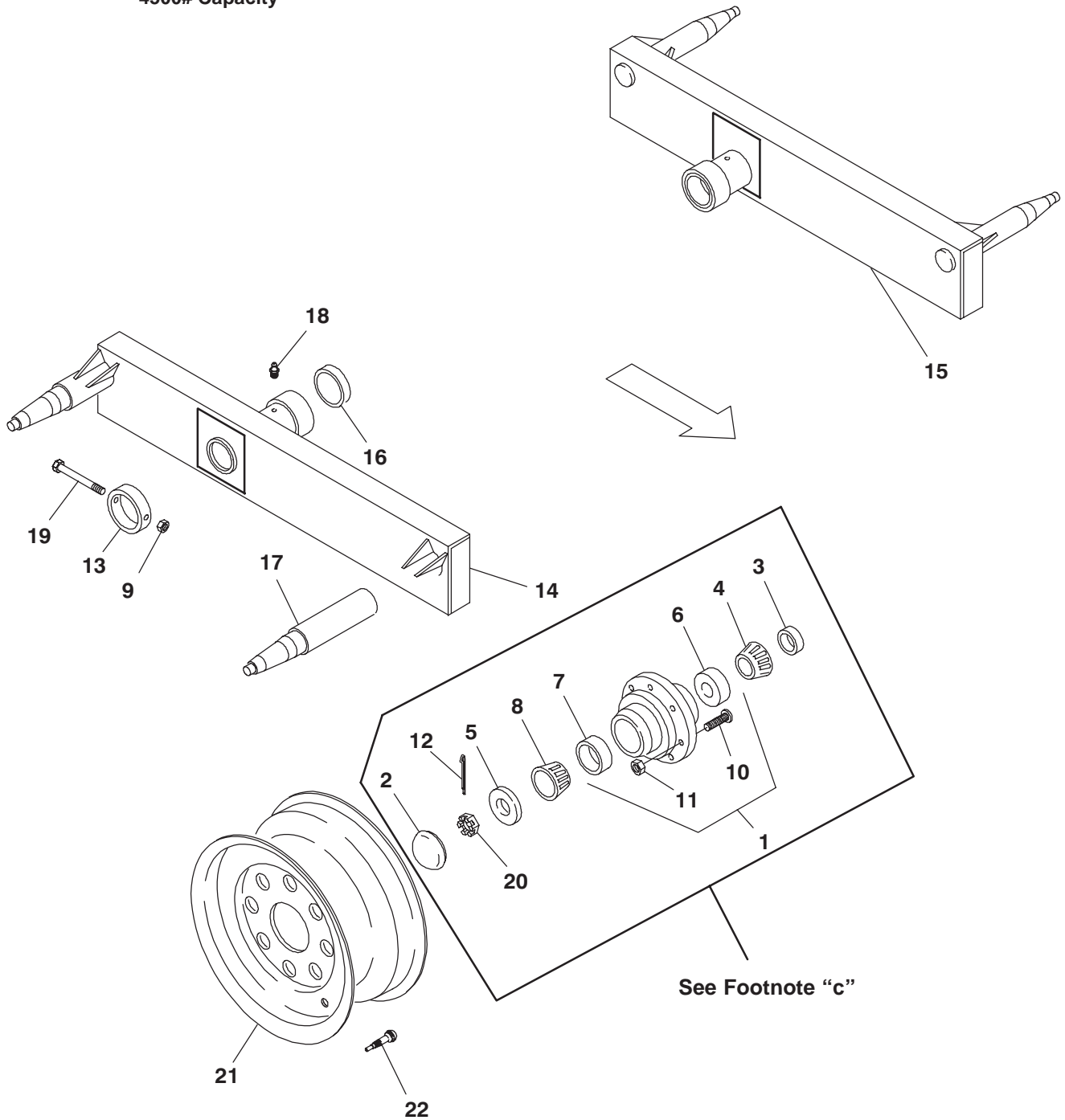
**312 – TANDEM AXLES, WHEELS & HUBS (WITHOUT BRAKES)  
(AFTER SN5855)**

**2-1/2" OUTSIDE DIAMETER AXLE (4500 LB CAPACITY)  
WITH FIBER GUIDE BEARING**

Ref. No.	Part No.	Description	Quantity 312
01	083100	HUB/ASSY 4500# CAPACITY	4
02	058421	CAP/HUB	4
03	604328	SEAL/OIL	4
04	520214	CONE/BEARING (INNER)	4
05	066717	WASHER	4
06	520213	CUP/BEARING (INNER)	4
07	520054	CUP/BEARING (OUTER)	4
08	520201	CONE/BEARING (OUTER)	4
09	045581	VALVE/TIRE	4
10	071706	LN 1/2	2
11	078657	BOLT/WHEEL	32
12	079152	NUT/WHEEL	32
13	088485	COLLAR/TANDEM	2
14	094477	AXLE/TANDEM ASSY RT	1
15	094478	AXLE/TANDEM ASSY LT	1
16	094275	BEARING/FIBER-GUIDE	4
17	094288	PLATE/SUPPORT (WELD-IN)	2
18	094328	PIVOT/ASSY (WELD-IN)	2
19	097326	SPACER/TANDEM AXLE	2
20	098400	SUPPORT/SLEEVE (WELD-IN)	2
21	112443	WHEEL W11C-16.1 (USED WITH 16.5L X 16.1 TIRE)	4
	112444	WHEEL W8B-20 (USED WITH 9 X 20 OR 10 X 20 TIRES)	4
	112445	WHEEL W14C X 16.1 (USED WITH 19L X 16.1 TIRE)	4
22	081280	SPINDLE 2-1/2 INCH OD (WELD-IN)	4
23	655024	CP 3/16X2	4
24	570002	FITTING/GREASE	2
25	650497	CS 1/2X5-1/2	2
26	653102	HN SLOTTED 7/8 NF	4

# 312 & 315 – TANDEM AXLES, WHEELS & HUBS (BEFORE SN5856–312 & SN4891–315)

4500# Capacity



**312 & 315 – TANDEM AXLES, WHEELS & HUBS**  
**(BEFORE SN5856–312 & SN4891–315)**

**2-1/2" OUTSIDE DIAMETER AXLE (4500 LB CAPACITY)**  
**WITHOUT FIBER GUIDE BEARING**

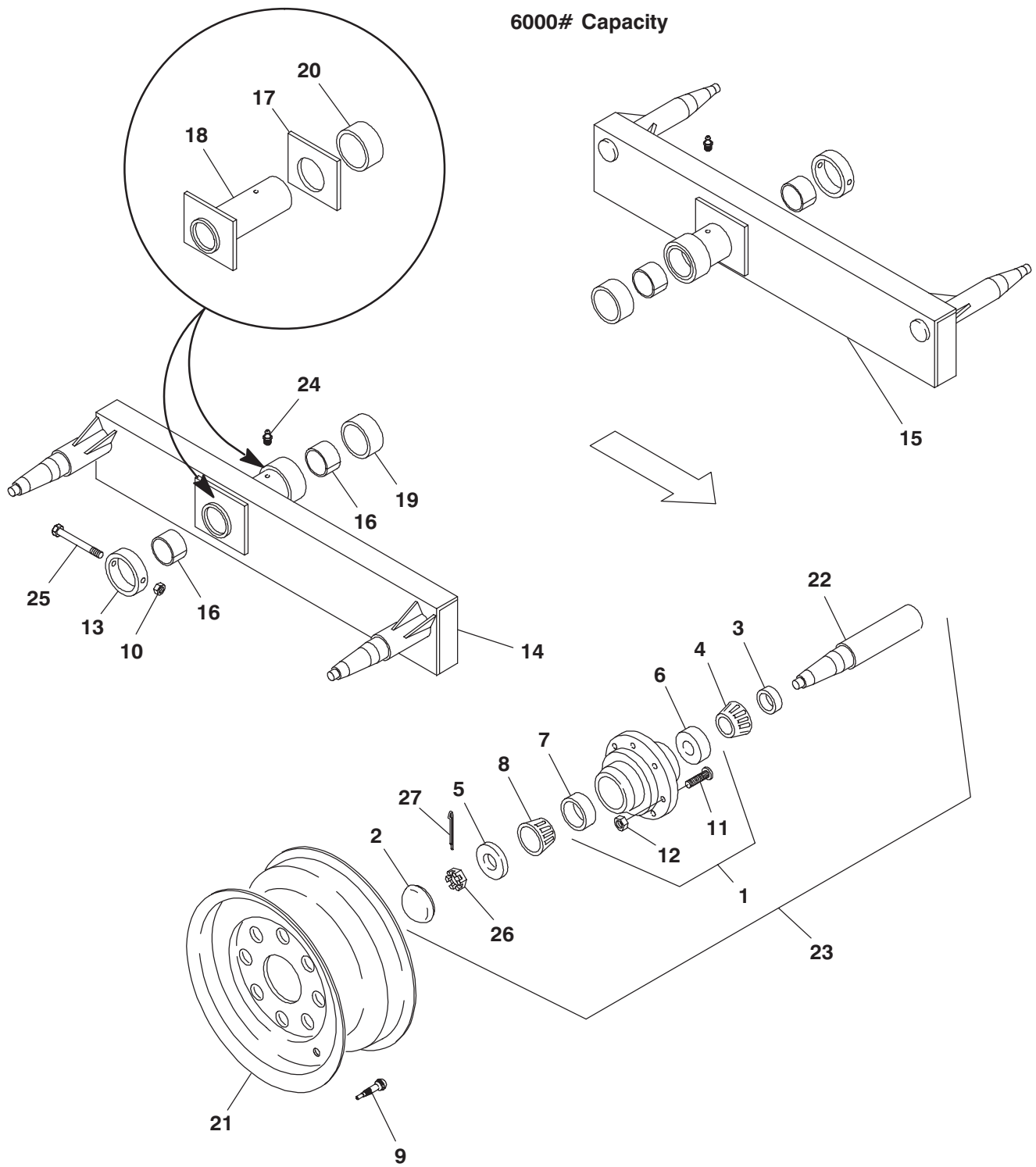
Ref. No.	Part No.	Description	Quantity	
			312	315
01	083100	HUB/ASSY 4500# CAPACITY	4	4
02	058421	CAP/HUB	4	4
03	604328	SEAL/OIL	4	4
04	520214	CONE/BEARING (INNER)	4	4
05	066717	WASHER	4	4
06	520213	CUP/BEARING (INNER)	4	4
07	520054	CUP/BEARING (OUTER)	4	4
08	520201	CONE/BEARING (OUTER)	4	4
09	071706	LN 1/2	2	2
10	078657	BOLT/WHEEL	32	32
11	079152	NUT/WHEEL	32	32
12	655024	CP 3/16X2	4	4
13	088485	COLLAR/TANDEM	2	–
	081696	COLLAR/TANDEM AXLE	–	2
14	082224 <sub>a</sub>	AXLE/TANDEM ASSY RT	1	1
15	082227 <sub>b</sub>	AXLE/TANDEM ASSY LT	1	1
16	097326	SPACER/TANDEM AXLE	2	–
	081534	SPACER/TANDEM AXLE	–	2
17	081280 <sub>c</sub>	SPINDLE (WELD-IN)	4	4
18	570002	FITTING/GREASE	2	2
19	650497	CS 1/2 X 5–1/2	2	2
20	653102	HN SLOTTED 7/8 NF	4	4
21	112443	WHEEL W11C–16.1 (USED WITH 16.5L X 16.1 TIRE)	4	4
	112444	WHEEL W8B–20 (USED WITH 9 X 20 OR 10 X 20 TIRES)	4	4
	112445	WHEEL W14C X 16.1 (USED WITH 19L X 16.1 TIRE)	4	–
22	045581	VALVE/TIRE	4	4

a) For replacement, order Later Style Right Tandem Axle Assembly 094477.

b) For replacement, order Later Style Left Tandem Axle Assembly 094478.

c) Some Model 315 Spreaders have been repaired with 115475 Hub & Spindle Assembly. For repair parts, see Pages 42 & 43.

**315 – TANDEM AXLES, WHEELS & HUBS (WITHOUT BRAKES\*)** \_\_\_\_\_  
 (AFTER SN4890)



\* For Models WITH Brakes, see pages titled “315 – ACCESSORIES – HYDRAULIC BRAKES (EXPORT)”.

**315 – TANDEM AXLES, WHEELS & HUBS (WITHOUT BRAKES\*)  
(AFTER SN4890)**

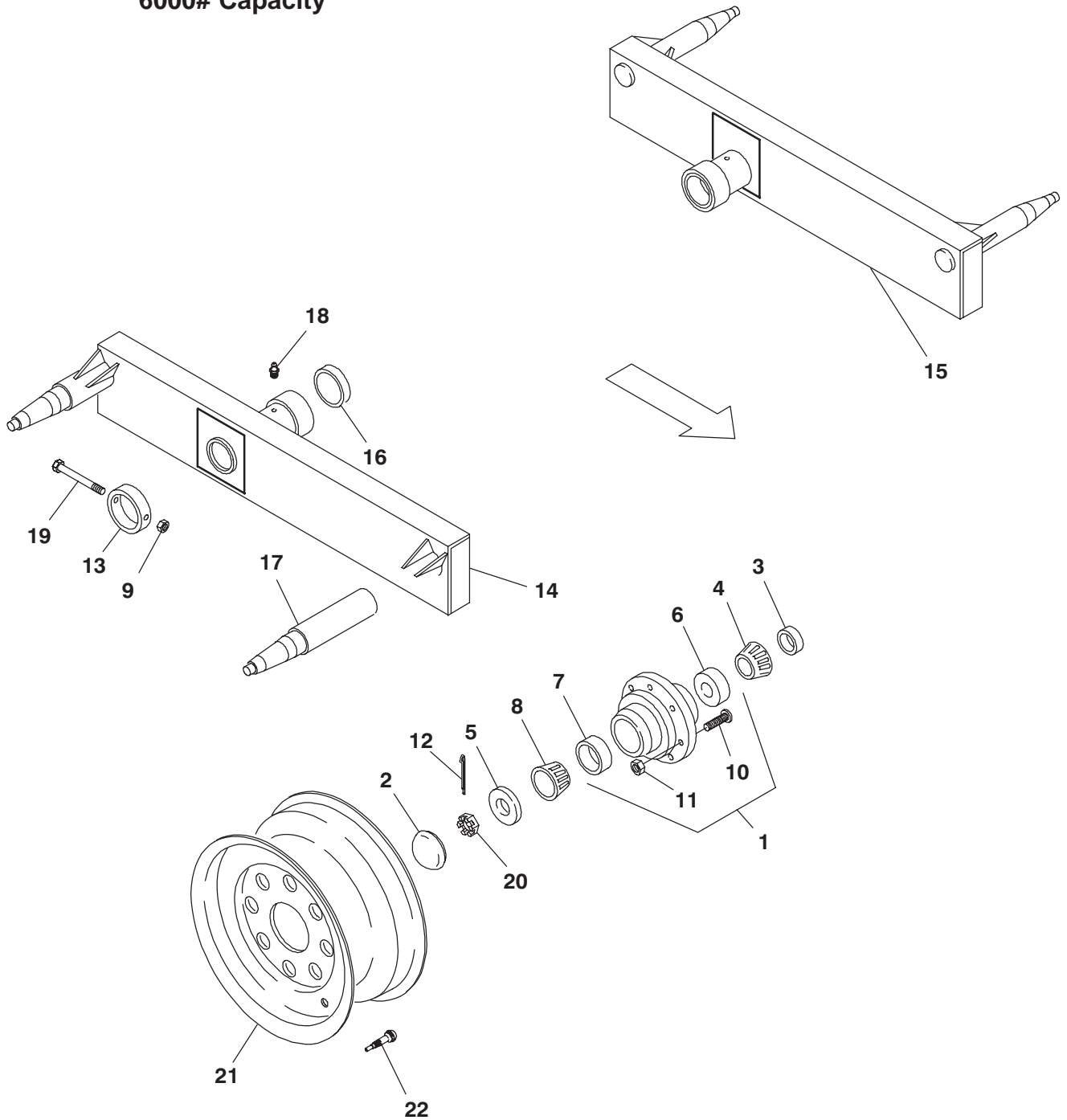
**3" OUTSIDE DIAMETER AXLE (6000 LB CAPACITY)  
WITH FIBER BEARING**

Ref. No.	Part No.	Description	Quantity 315
01	003937	HUB/ASSY	4
02	003938	CAP/HUB	4
03	003939	SEAL/OIL	4
04	003940	CONE/BEARING (INNER)	4
05	003943	WASHER	4
06	004375	CUP/BEARING (INNER)	4
07	042162	CUP/BEARING (OUTER)	4
08	042163	CONE/BEARING (OUTER)	4
09	045581	VALVE/TIRE	4
10	071706	LN 1/2	2
11	078657	BOLT/WHEEL	32
12	079152	NUT/WHEEL	32
13	088485	COLLAR/TANDEM	2
14	094286	AXLE/TANDEM ASSY RT	1
15	094287	AXLE/TANDEM ASSY LT	1
16	094275	BEARING/FIBER-GUIDE	4
17	094288	PLATE/SUPPORT (WELD-IN)	2
18	094328	PIVOT/ASSY (WELD-IN)	2
19	097326	SPACER/TANDEM AXLE	2
20	098400	SUPPORT/SLEEVE (WELD-IN)	2
21	112443	WHEEL W11C-16.1 (USED WITH 16.5L X 16.1 TIRE)	4
	112444	WHEEL W8B-20 (USED WITH 9 X 20 OR 10 X 20 TIRES)	4
	112445	WHEEL W14C X 16.1 (USED WITH 19L X 16.1 TIRE)	4
22	115428	SPINDLE 3 INCH OD (WELD-IN)	4
23	115475	HUB-SPINDLE/ASSY 6000# (WELD-IN)	4
24	570002	FITTING/GREASE	2
25	650497	CS 1/2X5-1/2	2
26	650933	HN SLOTTED 1 NF	4
27	655024	CP 3/16X2	4

\* For Models WITH Brakes, see pages titled "315 – ACCESSORIES – HYDRAULIC BRAKES (EXPORT)".

# 315 – TANDEM AXLES, WHEELS & HUBS (WITHOUT BRAKES\*) \_\_\_\_\_ (BEFORE SN4891)

6000# Capacity



\* For Models WITH Brakes, see pages titled "315 – ACCESSORIES – HYDRAULIC BRAKES (EXPORT)".

**315 – TANDEM AXLES, WHEELS & HUBS (WITHOUT BRAKES\*)  
(BEFORE SN4891)**

**3" OUTSIDE DIAMETER AXLE (6000 LB CAPACITY)  
WITHOUT FIBER BEARING**

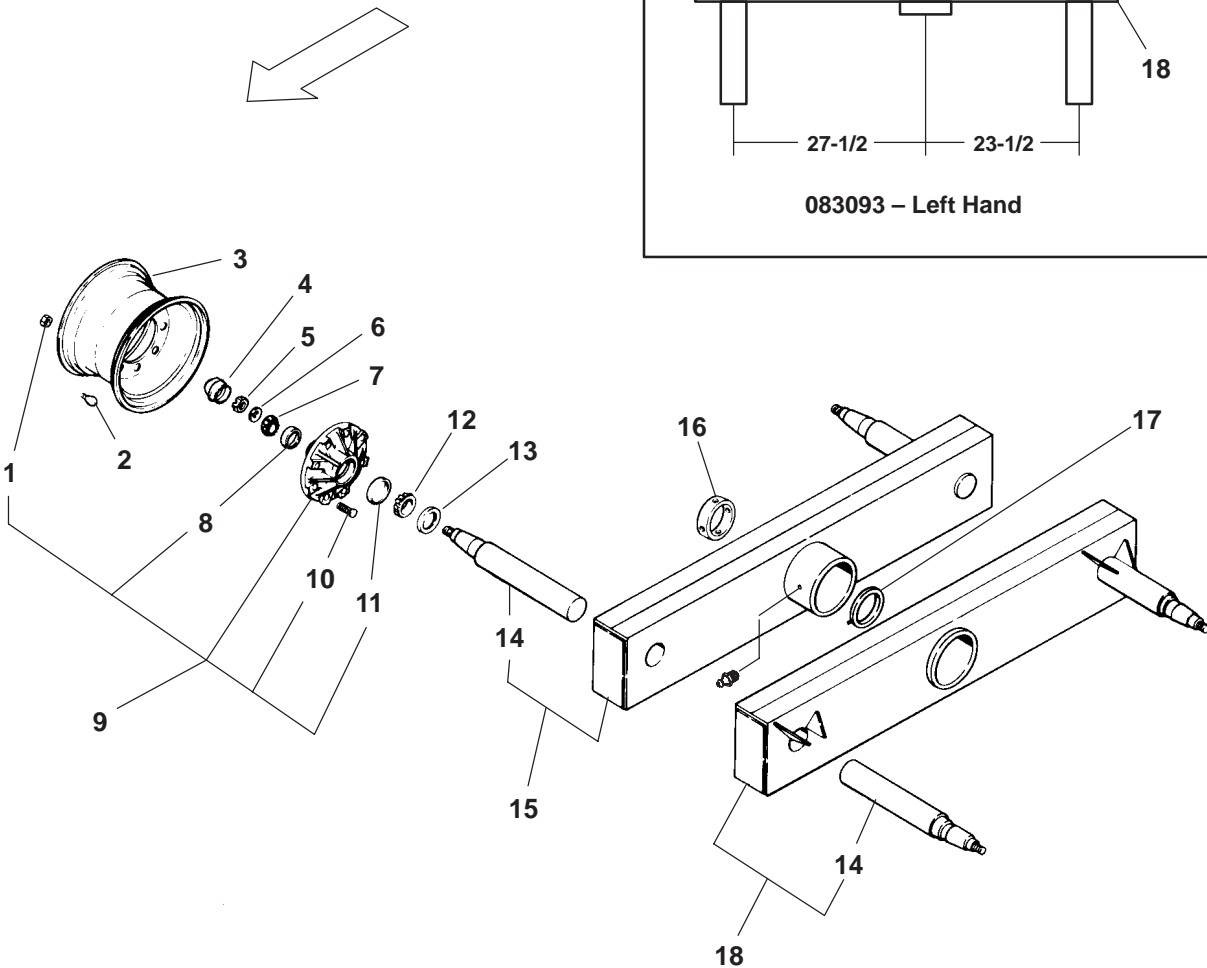
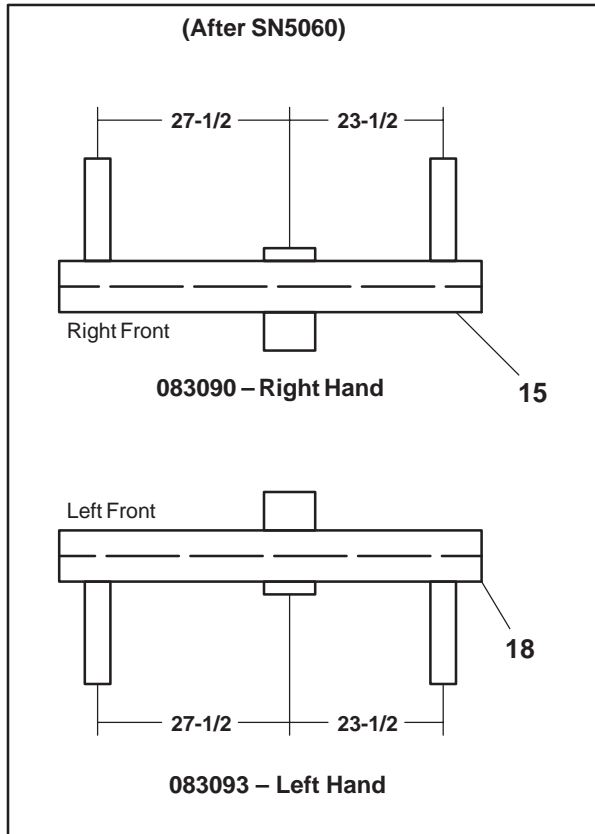
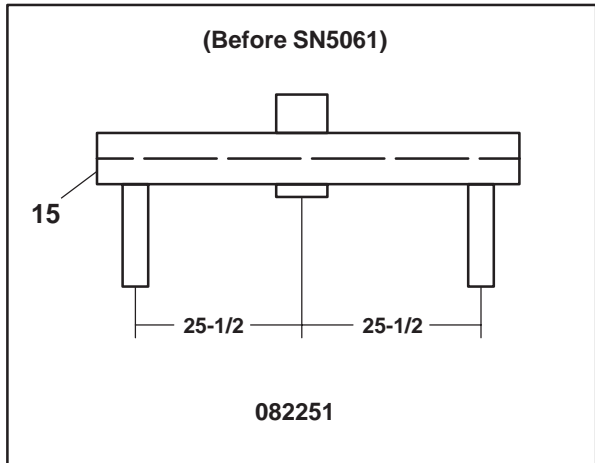
Ref. No.	Part No.	Description	Quantity 315
01	003937	HUB/ASSY	4
02	003938	CAP/HUB	4
03	003939	SEAL/OIL	4
04	003940	CONE/BEARING (INNER)	4
05	003943	WASHER	4
06	004375	CUP/BEARING (INNER)	4
07	042162	CUP/BEARING (OUTER)	4
08	042163	CONE/BEARING (OUTER)	4
09	071706	LN 1/2	2
10	078657	BOLT/WHEEL	32
11	079152	NUT/WHEEL	32
12	655024	CP 3/16X2	4
13	088485	COLLAR/TANDEM	2
14	115478	NO TAG AXLE/TANDEM ASSY RT	1
15	115479	NO TAG AXLE/TANDEM ASSY LT	1
16	097326	SPACER/TANDEM AXLE	2
17	115428	SPINDLE (WELD-IN)	4
18	570002	FITTING/GREASE	2
19	650497	CS 1/2 X 5-1/2	2
20	650933	HN SLOTTED 1 NF	4
21	112443	WHEEL W11C-16.1 (USED WITH 16.5L X 16.1 TIRE)	4
	112444	WHEEL W8B-20 (USED WITH 9 X 20 OR 10 X 20 TIRES)	4
	112445	WHEEL W14C X 16.1 (USED WITH 19L X 16.1 TIRE)	4
22	045581	VALVE/TIRE	4

a) For replacement, order Later Style Right Tandem Axle Assembly 094286.

b) For replacement, order Later Style Left Tandem Axle Assembly 094287.

\* For Models WITH Brakes, see pages titled "315 – ACCESSORIES – HYDRAULIC BRAKES (EXPORT)".

# 322 – TANDEM AXLES, WHEELS & HUBS (WITHOUT BRAKES\*)



\* For Models WITH Brakes, see pages titled “322 – ACCESSORIES – HYDRAULIC BRAKES”.

## 322 – TANDEM AXLES, WHEELS & HUBS (WITHOUT BRAKES\*)

Ref. No.	Part No.	Description	Quantity 322
01	079152	NUT/WHEEL	32
02	045581	VALVE/TIRE	4
03	112443	WHEEL W11C-16.1 (USED WITH 16.5L X 16.1 TIRE)	4
	112444	WHEEL W8B-20 (USED WITH 9 X 20 OR 10 X 20 TIRES)	4
	112445	WHEEL W14C X 16.1 (USED WITH 19L X 16.1 TIRE)	4
04	003938	CAP/GREASE	4
05	650933	NUT/SLOTTED 1-12 NF	4
	655024	CP 3/16X2	4
06	003943	WASHER	4
07	042163	CONE/BEARING (OUTER)	4
08	042162	CUP/BEARING (OUTER)	4
09	003937	HUB/WHEEL (6000# CAPACITY) (INCL. REF. 01, 08, 10 & 11)	4
10	078657	BOLT/STUD WHEEL	32
11	004375	CUP/BEARING (INNER)	4
12	003940	CONE/BEARING (INNER)	4
13	003939	SEAL/GREASE	4
14	082408	SPINDLE 3X23 (WELD-IN)	4
	655024	PIN/COTTER 3/16 X 2	4
15	083093	AXLE/TANDEM RT (USED AFTER SN5060) (INCL. 2 EACH REF. 14)	1
	082251	AXLE/TANDEM LT OR RT (USED BEFORE SN5061) (INCL. 2 EACH REF. 14)	2
	570002	FITTING/GREASE	2
16	606730	TUBE/RETAINER	2
	650569	CS 1/2 X 1-3/4 (LN) – LATER MODELS	4
	650882	CS 1/2 X 8 (LN) – EARLY MODELS	2
17	606142	TUBE/SPACER	2
18	083093	AXLE/TANDEM LT (USED AFTER SN5060) (INCL. 2 EACH REF. 14)	1
	570002	FITTING/GREASE	2

\* For Models WITH Brakes, see pages titled “322 – ACCESSORIES – HYDRAULIC BRAKES”.

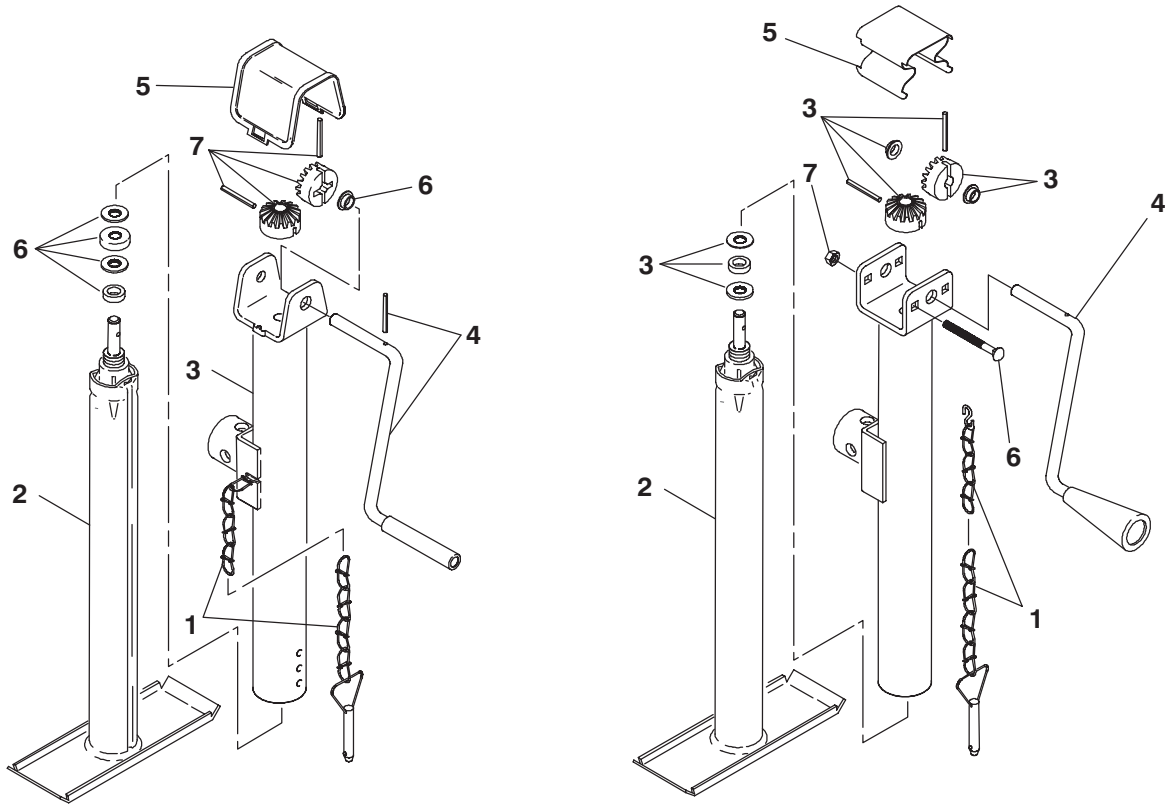
# 309, 312 & 315 – COMPONENTS - JACKS

(309, 312 & 315)

081464 Jack – Wesbar (With 2 Inch Outside Diameter Lifting Hub)

080640 Jack – Wesbar (With 2-1/16 Inch Inside Diameter Lifting Hub)

081464 Hitchjack – Hammerblow

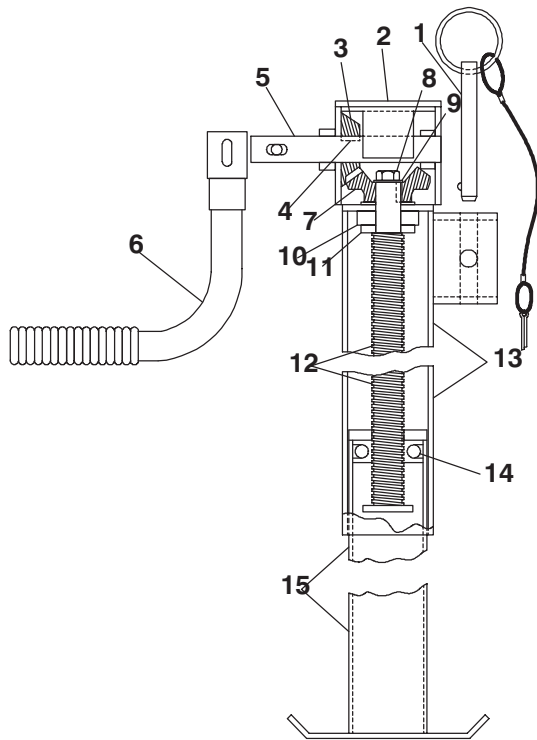


Ref. No.	Part No.	Description	Qty. Req.	Ref. No.	Part No.	Description	Qty. Req.
	081464 <sub>a</sub>	JACK/ASSY – WESBAR	1		081464	JACK/ASSY – HAMMERBLOW	1
		(LATER STYLE)				CONSISTS OF:	
	080640 <sub>b</sub>	JACK/ASSY – WESBAR	1	01	061276	PIN & CHAIN	1
		(EARLY STYLE)		02	117915	SW INNER TUBE ASSY 13.5	1
		CONSISTS OF:		03	117916	SW FINAL ASSY KIT #5	1
01	061276	PIN & CHAIN	1	04	117917	CRANK ASSY SW	1
02	081462	TUBE/INNER ASSY	1	05	117918	GEAR BOX COVER	1
03	081465 <sub>a</sub>	TUBE/OUTER ASSY	1	06	652142	CB 1/4X3	1
		(LATER STYLE)		07	653005	HN 1/4	1
	080441 <sub>b</sub>	TUBE/OUTER ASSY	1				
		(EARLY STYLE)					
04	126735	CRANK/JACK	1				
05	077838	CAP/TOP	1				
06	094283	KIT/INTERNAL PARTS	1				
07	077836	KIT/GEAR	1				

a) With 2" Outside Diameter Lifting Hub

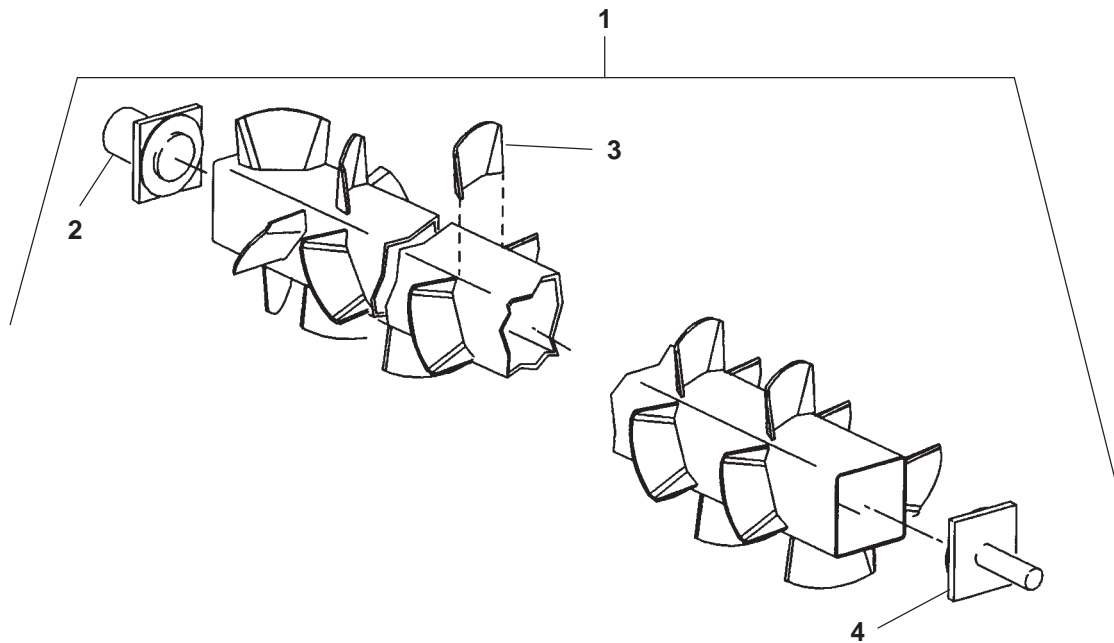
b) With 2-1/16" Inside Diameter Lifting Hub

082027 Jack Components (322)



Ref. No.	Part No.	Description	Qty. Req.
00	082027	JACK/ASSY .....	1
		CONSISTS OF:	
01	082650	PIN/BALL LOCK ASSY .....	1
02	082649	CAP/POLY .....	1
03	082660	GEAR/12T .....	1
04	082645	KEY/SQUARE 1/4X3/4 .....	2
05	082659	SHAFT/PINION .....	1
06	082647	CRANK/ASSY W/GRIP .....	1
07	082658	GEAR/18T .....	1
08	082657	SCREW/LOCK CAP .....	1
09	082656	WASHER/GEAR RETAINER .....	1
10	082644	WASHER/SPACER .....	1
11	082655	BEARING/THRUST .....	1
12	082654	SCREW/LH ACME ASSY .....	1
13	082653	TUBE/OUTER .....	1
14	082652	PIN/RETAINING 3/8 NUT .....	2
15	082651	TUBE/INNER .....	1

# 309, 312, 315 & 322 – COMPONENTS - AUGERS

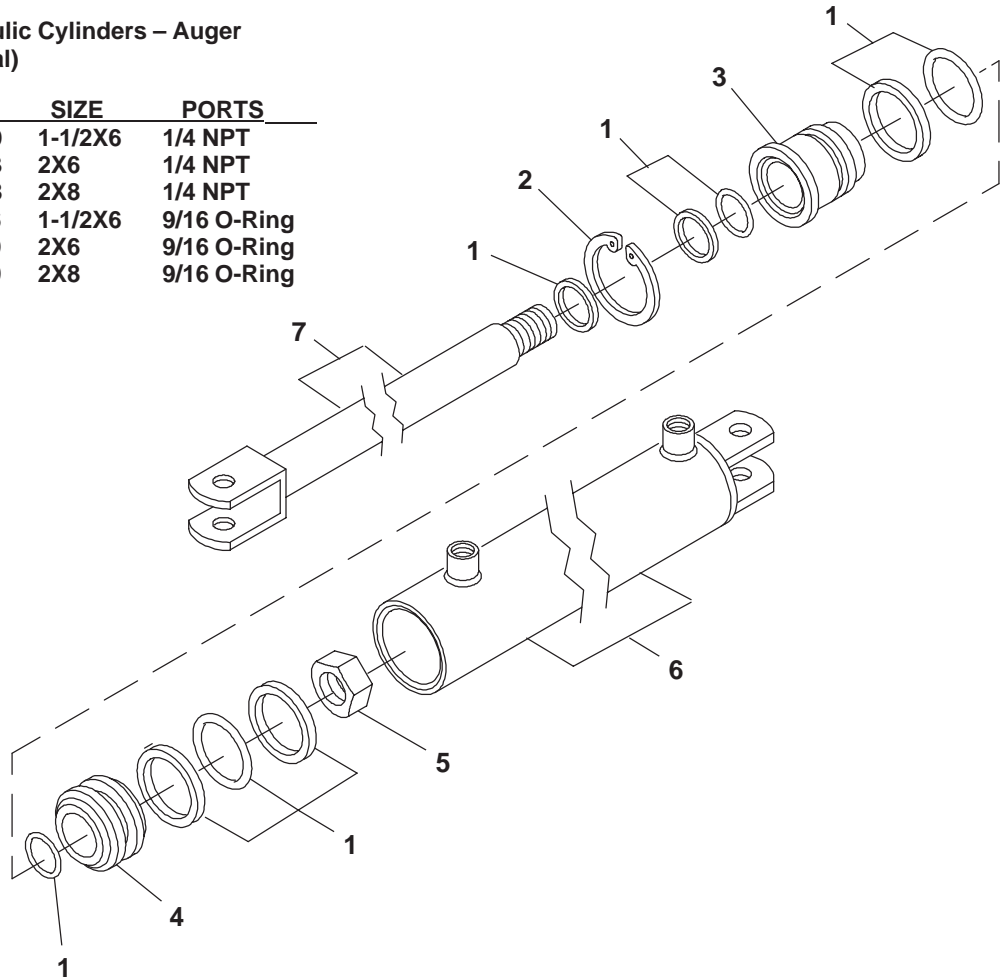


Ref. No.	Part No.	Description	Quantity			
			309	312	315	322
01	009999	AUGER/ASSEMBLY	1	-	-	-
	110063	AUGER/ASSEMBLY	-	1	-	-
	110050	AUGER/ASSEMBLY	-	-	1	1
02	083647	HUB/AUGER ASSY (WELD-ON)	1	1	1	1
03	080290	FLIGHT/AUGER	35	41	47	47
04	110061	SHAFT/REAR ASSY (WELD-ON)	1	1	1	1

## 309, 312, 315 & 322 – COMPONENTS – AUGER CYLINDERS

### Hydraulic Cylinders – Auger (Typical)

CYL. #	SIZE	PORTS
080649	1-1/2X6	1/4 NPT
084763	2X6	1/4 NPT
090498	2X8	1/4 NPT
110036	1-1/2X6	9/16 O-Ring
110039	2X6	9/16 O-Ring
110450	2X8	9/16 O-Ring

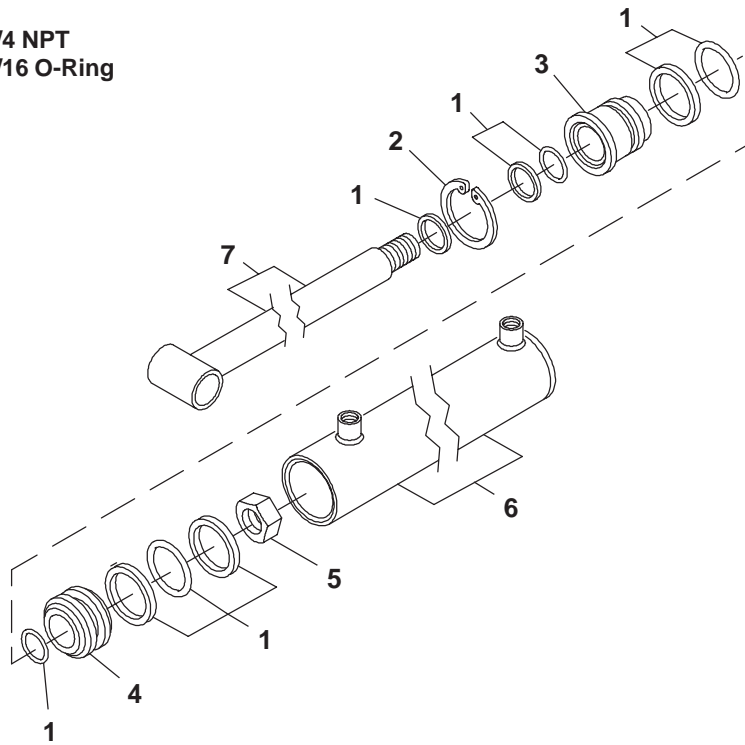


Ref. No.	Part No.	Description	Quantity						
			080649	084763	090498	110036	110039	110450	
01	089680	KIT/HYD. CYL. REPAIR	1	-	-	1	-	-	
	089686	KIT/HYD. CYL. REPAIR	-	1	1	-	1	1	
02	089676	RING/HYD. CYL. SNAP	1	-	-	1	-	-	
	089683	RING/HYD. CYL. SNAP	-	1	1	-	1	1	
03	089678	HEAD	1	-	-	1	-	-	
	089685	HEAD	-	1	1	-	1	1	
04	089677	PISTON	1	-	-	1	-	-	
	089684	PISTON	-	1	1	-	1	1	
05	089679	NUT	1	1	1	1	1	1	
06	089681	BARREL/W/PORTS & CLEVIS	-	1	-	-	-	1	-
	089727	BARREL/W/PORTS & CLEVIS	1	-	-	-	-	-	-
	090511	BARREL/W/PORTS & CLEVIS	-	-	1	-	-	-	
07	089682	SHAFT/W CLEVIS	1	1	-	1	1	-	
	090510	SHAFT/W CLEVIS	-	-	1	-	-	-	

# 309, 312, 315 & 322 – COMPONENTS – GATE CYLINDERS

Hydraulic Cylinders – Gate  
(Typical)

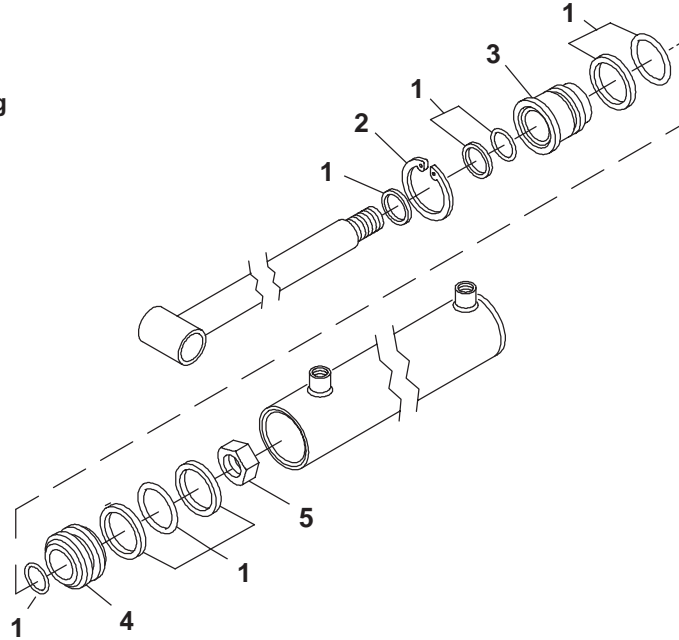
P/N	SIZE	PORTS
080653	2X16	1/4 NPT
110035	2X16	9/16 O-Ring



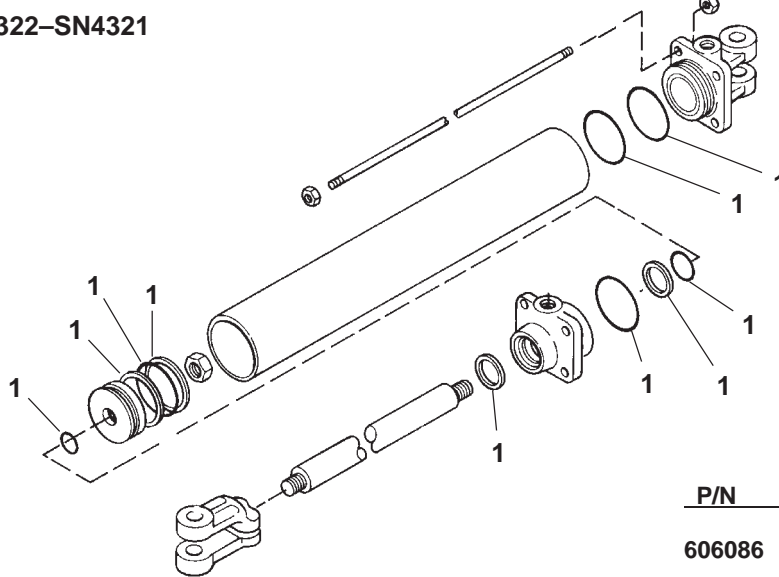
Ref. No.	Part No.	Description	Quantity	
			080653	110035
01	089693	KIT/HYD. CYL. REPAIR	1	1
02	089689	RING/HYD. CYL. SNAP	1	1
03	128372	HEAD	1	1
04	089690	PISTON	1	1
05	073788	NUT	1	1
06	089687	BARREL/W/PORTS & CLEVIS	1	-
07	089688	SHAFT/W CLEVIS	1	-

## 322 – COMPONENTS – HYDRAULIC LID CYLINDERS

P/N	SIZE	PORTS
095146	2X18	9/16 O-Ring



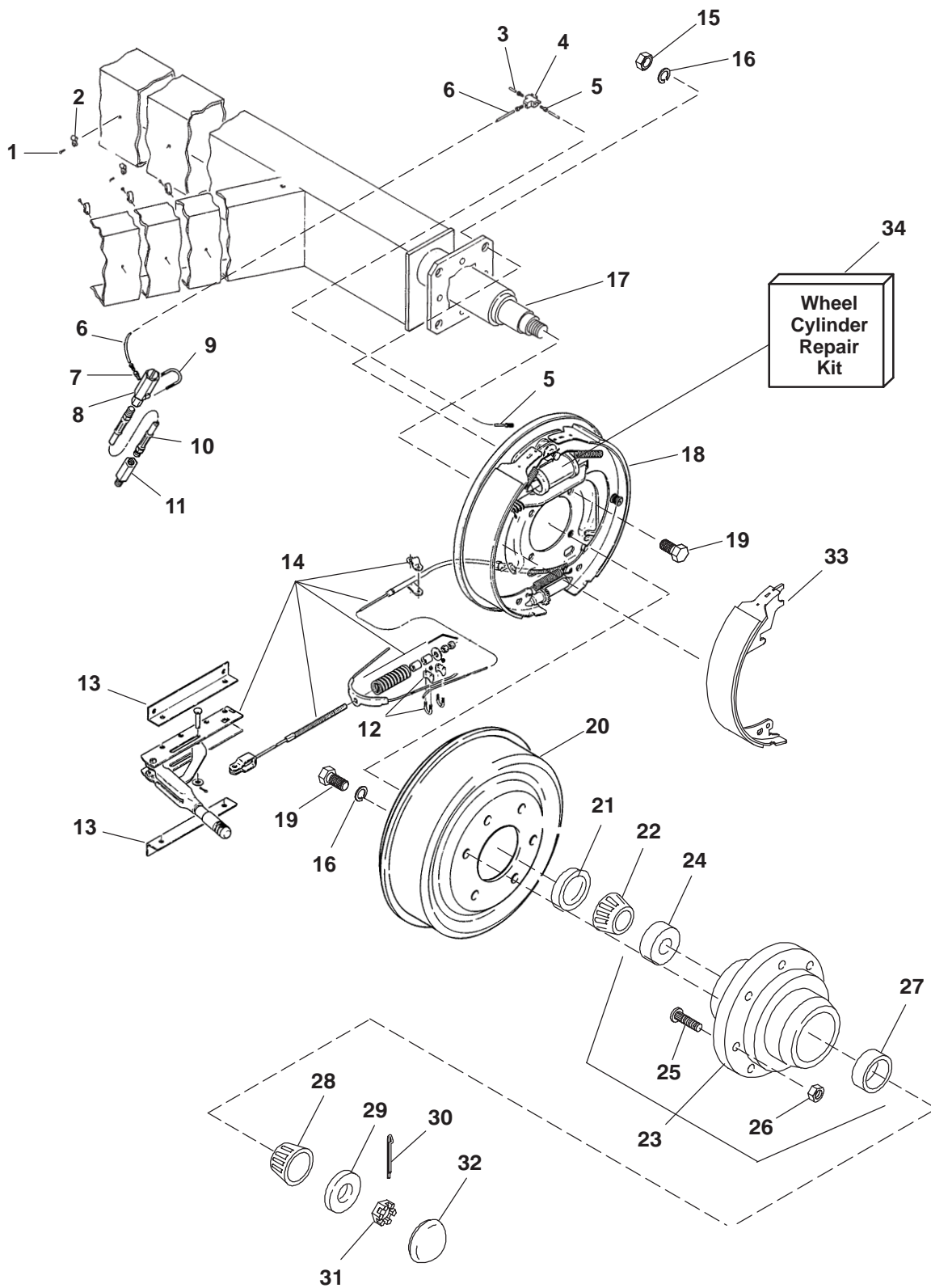
Before MS322–SN4321



P/N	SIZE	PORTS
606086	2X18	1/4 NPT

Ref. No.	Part No.	Description	Quantity	
			095146	606086
01	089693	KIT/HYD. CYL. REPAIR	1	–
	090033	KIT/HYD. CYL. REPAIR	–	1
02	089689	RING/HYD. CYL. SNAP	1	–
03	089691	HEAD	1	–
04	089690	PISTON	1	–
05	073788	NUT	1	–

# 309 – ACCESSORIES – HYDRAULIC BRAKES (EXPORT)

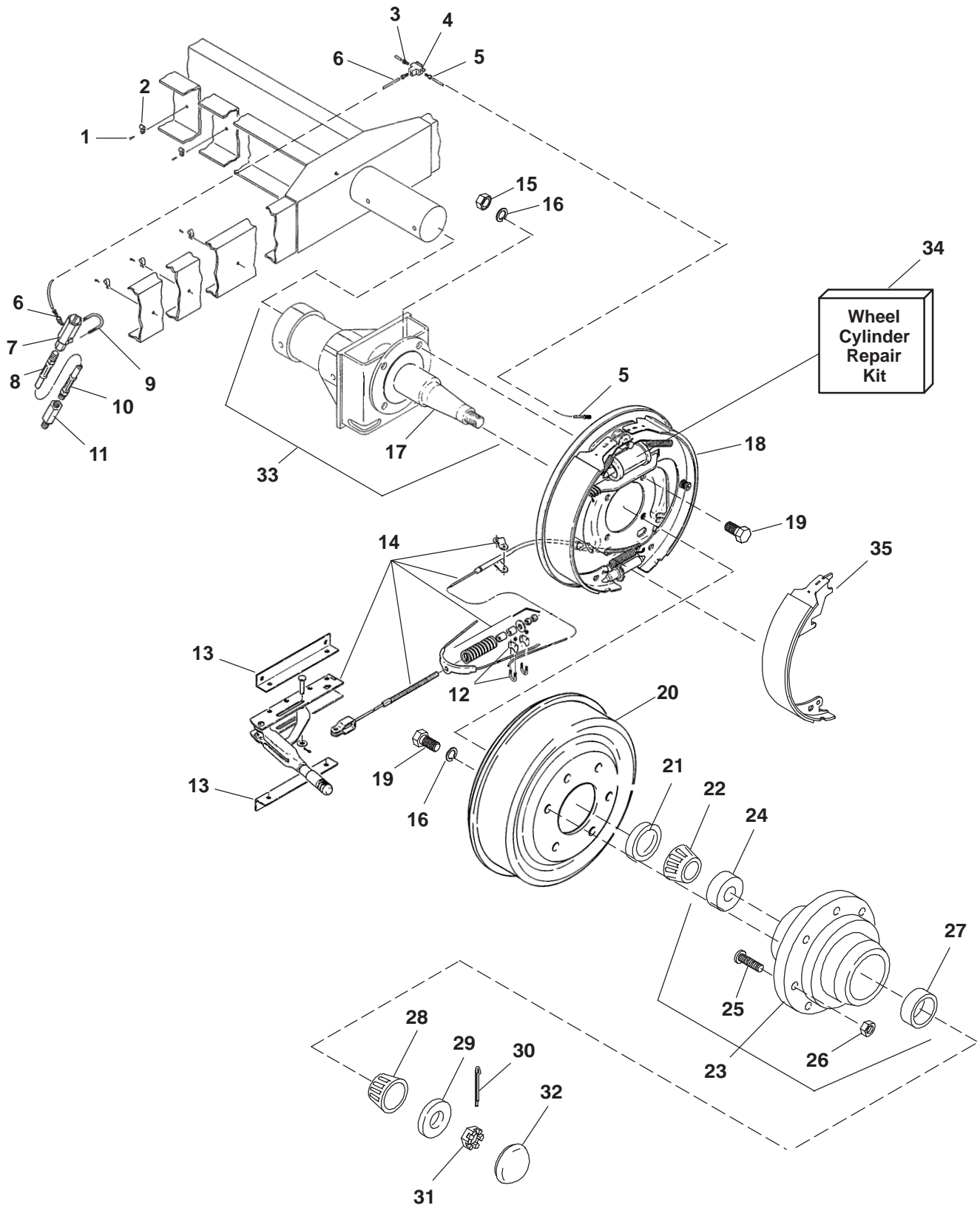


## 309 – ACCESSORIES – HYDRAULIC BRAKES (EXPORT)

Ref. No.	Part No.	Description	309	Quantity
01	075274	RIVET/BLIND3/16IN	5	
02	606130	CLAMP/BRAKE LINE	5	
03	115687	TUBE/BRAKE LINE (44 LONG)	1	
04	115416	TEE/BRAKE LINE 3/8–24 FEM	1	
05	115686	TUBE/BRAKE LINE (18 LONG)	1	
06	115685	TUBE/BRAKE LINE (110 LONG)	1	
07	115412	CONNECTOR	1	
08	115411	LIMITER/PRESSURE	1	
09	B 11069	U–BOLT/ASSY (4 EA. 5/16 N, L, P)	2	
10	097331	HOSE/ASSY	1	
11	115410	SNUBBER/FILTER	1	
12	056061	CLAMP/CABLE ASSY	2	
13	115503	BRACKET	2	
	650486	CS 5/16 X 3/4 (N, L, P)	4	
14	115414	LEVER/PARKING ASSY	1	
	650486	CS 5/16 X 3/4 (N, L, P)	4	
15	653019	NUT/HEX 1/2 NF	8	
16	654030	WASHER/LOCK 1/2	20	
17	115428	SPINDLE (WELD–ON)	2	
18	115422 <sub>a</sub>	BRAKE/ASSY LH	1	
	115421 <sub>a</sub>	BRAKE/ASSY RH (NOT SHOWN)	1	
19	651011	CS 1/2 NF X 1 GR 8	20	
20	606113	DRUM/BRAKE 13IN DIA	2	
21	003939	SEAL/GREASE	2	
22	003940	CONE/BEARING–INNER	2	
23	097415	HUB/ASSY (INCL REF. 24–27) 6000#	2	
24	004375	CUP/BEARING–INNER	2	
25	078657	BOLT/STUD WHEEL	16	
26	079152	NUT/WHEEL 5/8–18UNF	16	
27	042162	CUP/BEARING–OUTER	2	
28	042163	CONE/BEARING–OUTER	2	
29	003943	WASHER	2	
30	655024	PIN/COTTER 3/16X2	2	
31	650933	NUT/SLOTTED 1–14 NF	2	
32	003938	CAP/GREASE	2	
33	113247	BRAKE SHOE	4	
34	112208	KIT/WHEEL CYLINDER REPAIR	2	

a) For Brake Springs and Adjustment Screw, procure equivalent parts locally.

# 312 – ACCESSORIES – HYDRAULIC BRAKES (EXPORT)

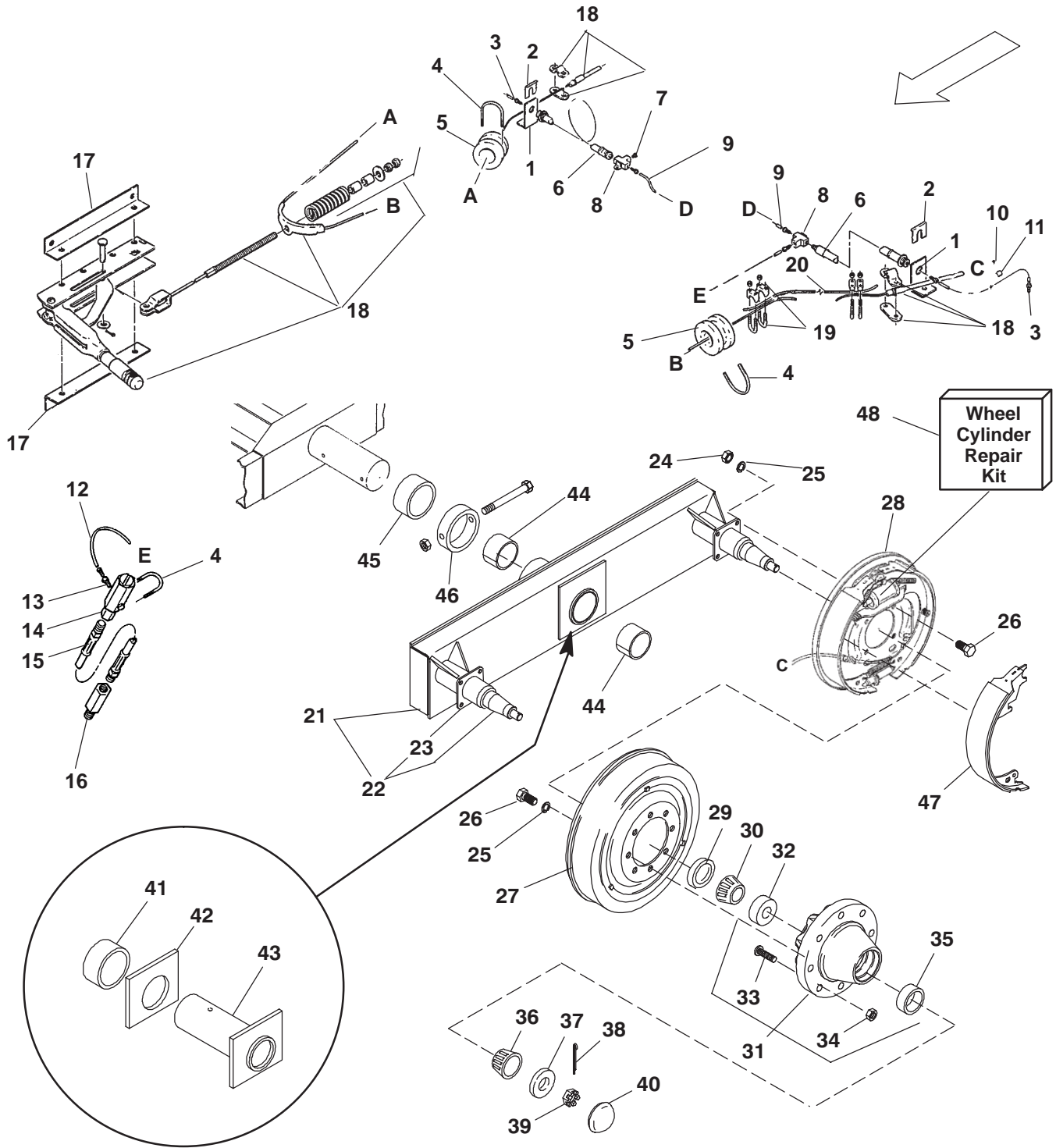


## 312 – ACCESSORIES – HYDRAULIC BRAKES (EXPORT)

Ref. No.	Part No.	Description	Quantity 312
01	075274	RIVET/BLIND3/16IN	5
02	606130	CLAMP/BRAKE LINE	5
03	115429	TUBE/BRAKE LINE (60 LONG)	1
04	115416	TEE/BRAKE LINE 3/8–24 FEM	1
	650487	CS 5/16 X 1 (N, L)	4
05	115430	TUBE/BRAKE LINE (22 LONG)	1
06	115415	TUBE/BRAKE LINE (125 LONG)	1
07	115412	CONNECTOR	1
08	115411	LIMITER/PRESSURE	1
09	B 11069	U-BOLT/ASSY (4 EA. 5/16 N, L, P)	2
10	097331	HOSE/ASSY	1
11	115410	SNUBBER/FILTER	1
12	056061	CLAMP/CABLE ASSY	2
13	115503	BRACKET	2
	650486	CS 5/16 X 3/4 (N, L, P)	4
14	115414	LEVER/PARKING ASSY	1
	650486	CS 5/16 X 3/4 (N, L, P)	4
15	653019	NUT/HEX 1/2 NF	8
16	654030	WASHER/LOCK 1/2	20
17	117509	SPINDLE (WELD-ON)	2
18	115422 <sub>a</sub>	BRAKE/ASSY LH	1
	115421 <sub>a</sub>	BRAKE/ASSY RH (NOT SHOWN)	1
19	651011	CS 1/2 NF X 1 GR 8	20
20	606113	DRUM/BRAKE 13IN DIA	2
21	003939	SEAL/GREASE	2
22	003940	CONE/BEARING-INNER	2
23	097415	HUB/ASSY (INCL REF. 24–27)	2
24	004375	CUP/BEARING-INNER	2
25	078657	BOLT/STUD WHEEL	16
26	079152	NUT/WHEEL 5/8–18UNF	16
27	042162	CUP/BEARING-OUTER	2
28	042163	CONE/BEARING-OUTER	2
29	003943	WASHER	2
30	655024	PIN/COTTER 3/16X2	2
31	650933	NUT/SLOTTED 1–14 NF	2
32	003938	CAP/GREASE	2
33	115653	AXLE/SINGLE ASSEMBLY	2
	650497	CS 1/2 X 5-1/2 (LN)	4
34	112208	KIT/WHEEL CYLINDER REPAIR	2
35	113247	BRAKE SHOE	4

a) For Brake Springs and Adjustment Screw, procure equivalent parts locally.

# 315 – ACCESSORIES – HYDRAULIC BRAKES (EXPORT)



Ref. No.	Part No.	Description	Quantity	315
01	115504	HOLDER/HOSE	2	
	650934	TCS 3/8 X 1	2	
02	606124	CLIP/BRAKE HOSE	2	
03	115420	TUBE/BRAKE LINE (30 LONG)	2	
04	B 11069	U-BOLT/ASSY (6 EA. 5/16 N, L, P)	3	
05	059721	GUIDE/ROPE	2	
06	115418	HOSE/BRAKE	2	

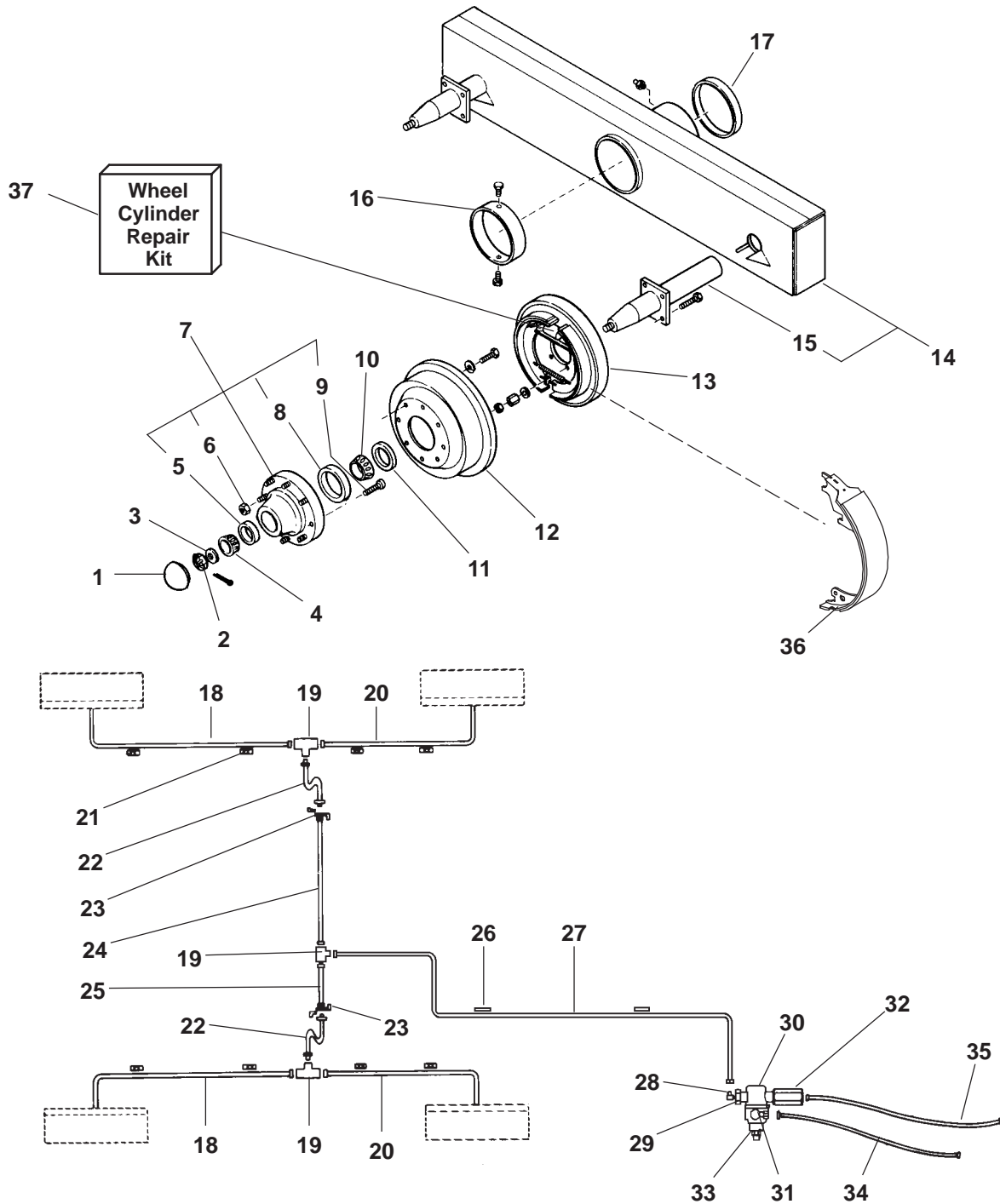
## 315 – ACCESSORIES – HYDRAULIC BRAKES (EXPORT)

Ref. No.	Part No.	Description	Quantity	315
07	115416	PLUG/TEE	1	
08	115416	TEE/BRAKE LINE 3/8–24 FEM	2	
	650487	CS 5/16 X 1 (N, L)	1	
09	115417	TUBE/BRAKE LINE (40 LONG)	1	
10	075274	RIVET/BLIND 3/16IN	6	
11	606130	CLAMP/BRAKE LINE	6	
12	115415	TUBE/BRAKE LINE (125 LONG)	1	
13	115412	CONNECTOR	1	
14	115411	LIMITER/PRESSURE	1	
15	097331	HOSE/ASSY (132 LONG)	1	
16	115410	SNUBBER/FILTER	1	
17	115503	BRACKET	2	
	650486	CS 5/16 X 3/4 (N, L, P)	4	
18	115414	LEVER/PARKING ASSY	1	
	650486	CS 5/16 X 3/4 (N, L, P)	4	
19	056061	CLAMP/CABLE ASSY	2	
20	115424	ROPE/WIRE – SPLICE	1	
21	094546	AXLE/TANDEM ASSEMBLY LT (INCL REF. 22, 23 & 41–44)	2	
	094545	AXLE/TANDEM ASSEMBLY RT (NOT SHOWN)	2	
	650497	CS 1/2 X 5-1/2 (LN)	4	
22	115452	SPINDLE (WELD-IN) (INCL REF. 23)	4	
23	094288	FLANGE BRAKE MOUNTING (WELD-IN)	4	
24	653019	NUT/HEX 1/2 NF	16	
25	654030	WASHER/LOCK 1/2	24	
26	651011	CS 1/2 NF X 1 GR 8	24	
27	606113	DRUM/BRAKE 13IN DIA	4	
28	115422 <sub>a</sub>	BRAKE/ASSY LH	2	
	115421 <sub>a</sub>	BRAKE/ASSY RH (NOT SHOWN)	2	
29	003939	SEAL/GREASE	4	
30	003940	CONE/BEARING–INNER	4	
31	097415	HUB/ASSY (INCL REF. 32–35)	4	
32	004375	CUP/BEARING–INNER	4	
33	078657	BOLT/STUD WHEEL	16	
34	079152	NUT/WHEEL 5/8–18UNF	16	
35	042162	CUP/BEARING–OUTER	4	
36	042163	CONE/BEARING–OUTER	4	
37	003943	WASHER	4	
38	655024	PIN/COTTER 3/16X2	4	
39	650933	NUT/SLOTTED 1–12 NF	4	
40	003938	CAP/GREASE	4	
41	098400	SUPPORT/SLEEVE (WELD-IN)	2	
42	094288	PLATE/SUPPORT (WELD-IN)	2	
43	094328	PIVOT/ASSY (WELD-IN)	2	
44	097326	SPACER/TANDEM AXLE	2	
45	094275	BEARING/FIBER–GUIDE	4	
46	081696	COLLAR/LOCK	2	
47	113247	BRAKE SHOE	8	
48	112208	KIT/WHEEL CYLINDER REPAIR	4	

a) For Brake Springs and Adjustment Screw, procure equivalent parts locally.

# 322- ACCESSORIES – HYDRAULIC BRAKES

## 803065 Hydraulic Assist Brakes



Ref. No.	Part No.	Description	Quantity	322
00	803065	BRAKES/HYDRAULIC ASSIST CONSISTS OF:		1
01	003938	CAP/GREASE		4
02	650933	NUT/SLOTTED 1-12NF		4
	655024	PIN/COTTER 3/16X2		4

## 322 – ACCESSORIES – HYDRAULIC BRAKES

Ref. No.	Part No.	Description	Quantity	322
03	003943	WASHER	4	
04	042163	CONE/BEARING–OUTER	4	
05	042162	CUP/BEARING–OUTER	4	
06	079152	NUT/WHEEL5/8–18UNF	2	
07	097415	HUB/ASSY (INCL REF. 05, 06, 08 & 09)	4	
08	004375	CUP/BEARING–INNER	4	
<hr/>				
09	078657	BOLT/STUD WHEEL	32	
10	003940	CONE/BEARING–INNER	4	
11	083109	SEAL/GREASE	4	
12	606113	DRUM/BRAKE 13IN DIA	4	
	651011	CS 1/2NFX1 GR8 (L)	32	
<hr/>				
13	606128 <sub>a</sub>	BRAKE/ASSY LH	2	
	650654	CS 1/2NFX2 GR8 (NF–N, L)	8	
	606127 <sub>a</sub>	BRAKE/ASSY RH (NOT SHOWN)	2	
	650654	CS 1/2NFX2 GR8 (NF–N, L)	8	
14	606256 <sub>b</sub>	SPINDLE (WELD–ON)	4	
<hr/>				
15	607187	AXLE/TANDEM ASSY (INCL REF. 14)	2	
	570002	FITTING/GREASE 1/8 STR	4	
16	606730	TUBE/RETAINER	2	
	650882	CS 1/2X8	2	
17	606142	TUBE/SPACER	2	
18	606172	LINE ASSY/BRAKE 35IN	2	
<hr/>				
19	606123	TEE/BRAKE LINE 3/8–24 FEM	3	
20	606171	LINE ASSY/BRAKE 27IN	2	
21	606130	CLAMP/BRAKE LINE	8	
	075274	RIVET/BLIND 3/16IN	8	
22	606129	HOSE/BRAKE LINE	2	
23	606124	CLIP/BRAKE HOSE	2	
<hr/>				
24	606173	LINE ASSY/BRAKE 36IN	1	
25	606170	LINE ASSY/BRAKE 12IN	1	
26	606125	CLIP/BRAKE LINE	2	
27	606174	LINE ASSY/BRAKE 84IN	1	
28	606119	ELBOW/90 DEG	1	
29	660044	BUSHING/HEX RED 1/2X1/8	1	
<hr/>				
30	607185	U–CLAMP5/16X3X2	1	
31	580052	ADAPTOR/90 DEG 1/2X3/8	1	
32	098369	VALVE/RESTRICTOR	1	
33	606118	VALVE/RELIEF	1	
34	606112	HOSE/ASSY 3/8X132IN	1	
35	607186	HOSE/ASSY 1/4X132IN	1	
<hr/>				
36	113247	BRAKE SHOE	8	
37	112208	KIT/WHEEL CYLINDER REPAIR	4	

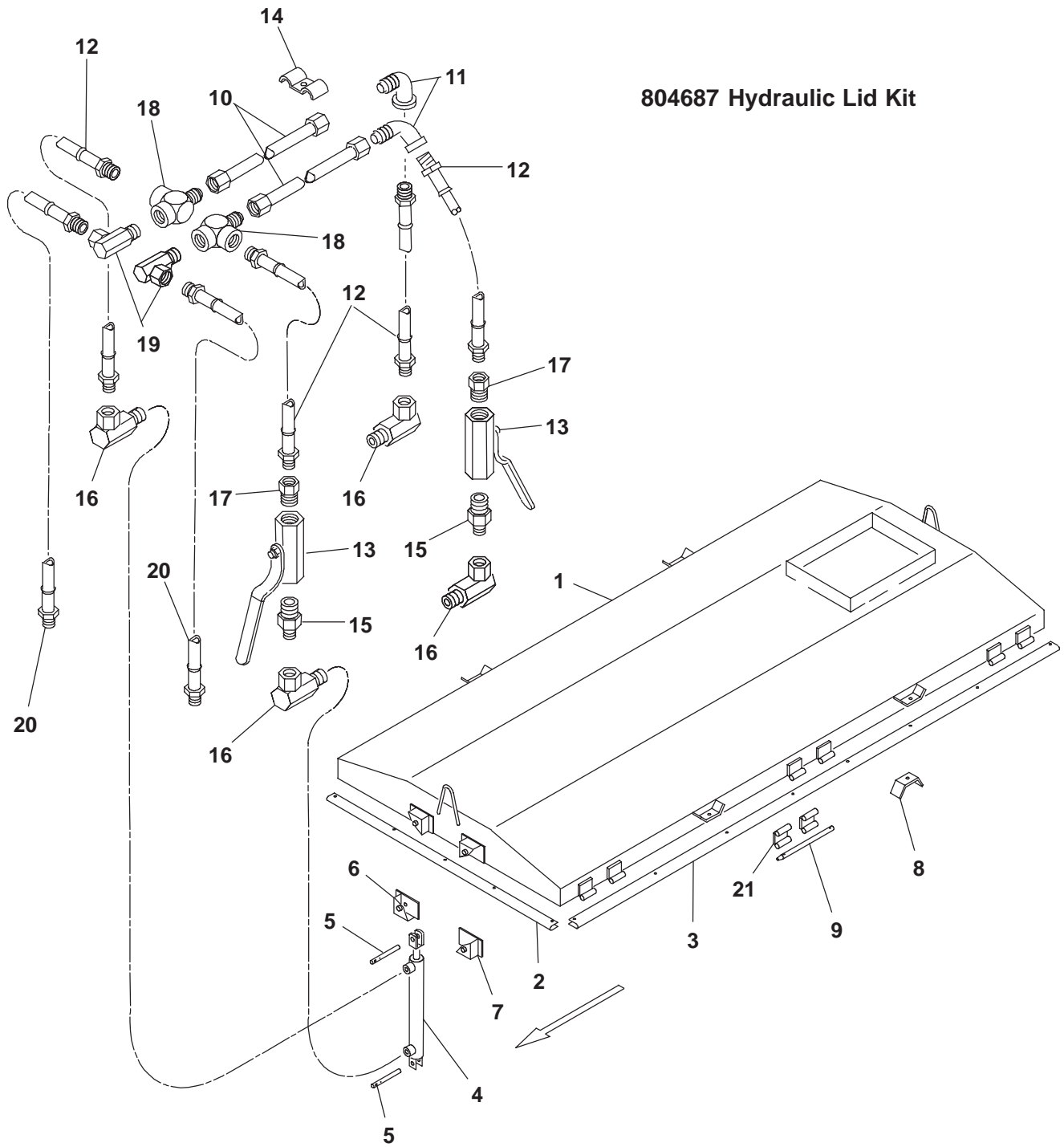
**a)** For Brake Springs and Adjustment Screw, procure equivalent parts locally.

**b)** For replacement WELD–ON Brake Mounting Flange, order 606157. For replacement Gussets, order 081398 (2 required per Spindle).

ITEM	DICO PART NUMBER
Front Lever Spring (RED)	9785
Rear Shoe Spring (ORANGE)	9786
Adjustment Screw (YELLOW)	9784
Brake Assembly (Reference)	17196

# 322 – ACCESSORIES – HYDRAULIC LID

## 804687 Hydraulic Lid Kit

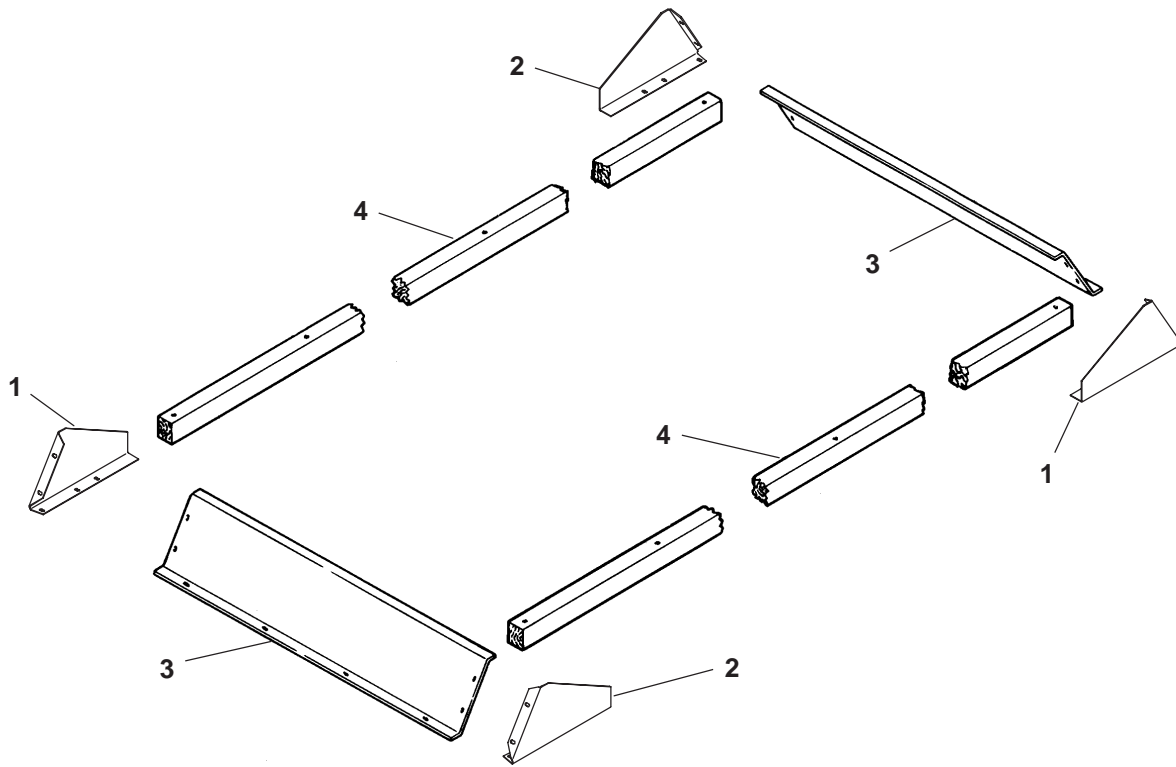


## 322 – ACCESSORIES – HYDRAULIC LID

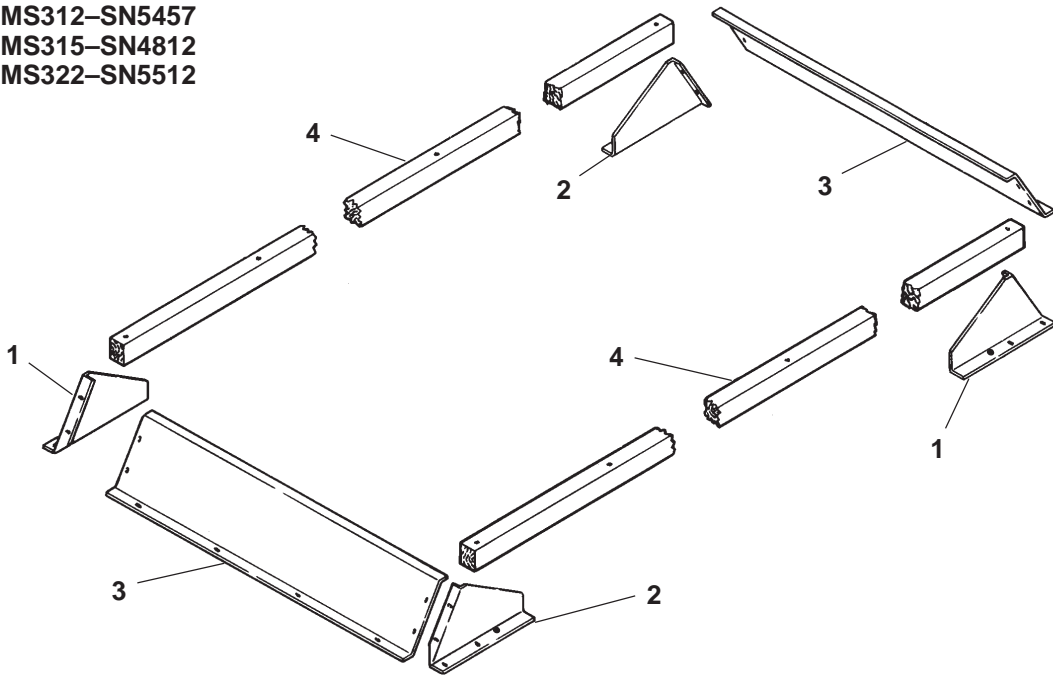
Ref. No.	Part No.	Description	Quantity	322
01	092587	LID/TANK ASSY		1
02	092808	SEAL/LID END		2
	651069	BOLT/ELEVATOR 5/16X1-1/4 (N, L)		16
03	092809	SEAL/LID SIDE		2
	651069	BOLT/ELEVATOR 5/16X1-1/4 (N, L)		32
04	095146 <sub>a</sub>	CYLINDER/HYDRAULIC 2X18 W/9/16 O-RING PORTS		2
	606086 <sub>a</sub>	CYLINDER/HYDRAULIC 2X18 W/1/4NPT PORTS		2
05	092812	PIN/CYLINDER PIVOT		4
	074090	PIN/SPRING		4
06	092593	BRACKET/CYL. PIVOT LT		4
07	092804	BRACKET/CYL. PIVOT RT		4
08	092803	BRACKET/HOLD DOWN		8
	650526	CS 3/4X6 (NILN)		4
09	092810	PIN/HINGE		6
	655020	PIN/COTTER 3/16X1-1/2		12
	092811	PIN/DRIVE		1
	655020	PIN/COTTER 3/16X1-1/2		2
10	092805	TUBE/HYDRAULIC W/NUTS		2
11	064673	ELBOW/FEMALE		2
12	083231	HOSE/ASSY		4
13	092813	VALVE		2
14	018453	CLAMP/HOSE		3
	070856	3/8 FLN		3
15	072901	NIPPLE/MALE 3/8 TO 1/2		2
16	077969	ELBOW/HYD. FITTING 90 DEG 9/16 O-RING .		4
	042618	UNION/90 DEG. SWIVEL ADAPTER 1/4NPT		4
17	057655	REDUCER/STEEL PIPE 1/2NPT		2
18	092806	FITTING/HYDRAULIC		2
19	580052	ELBOW/90 DEG. SWIVEL ADAPTER		2
20	083250	HOSE/ASSY		2
21	092814	HINGE/LID ASSY LOWER		12

a) For repair parts, see page titled COMPONENTS, HYDRAULIC CYLINDERS.

# 309, 312, 315 & 322 – ACCESSORIES – SPLASH GUARDS & SIDE RAILS



Before MS309–SN4213  
Before MS312–SN5457  
Before MS315–SN4812  
Before MS322–SN5512

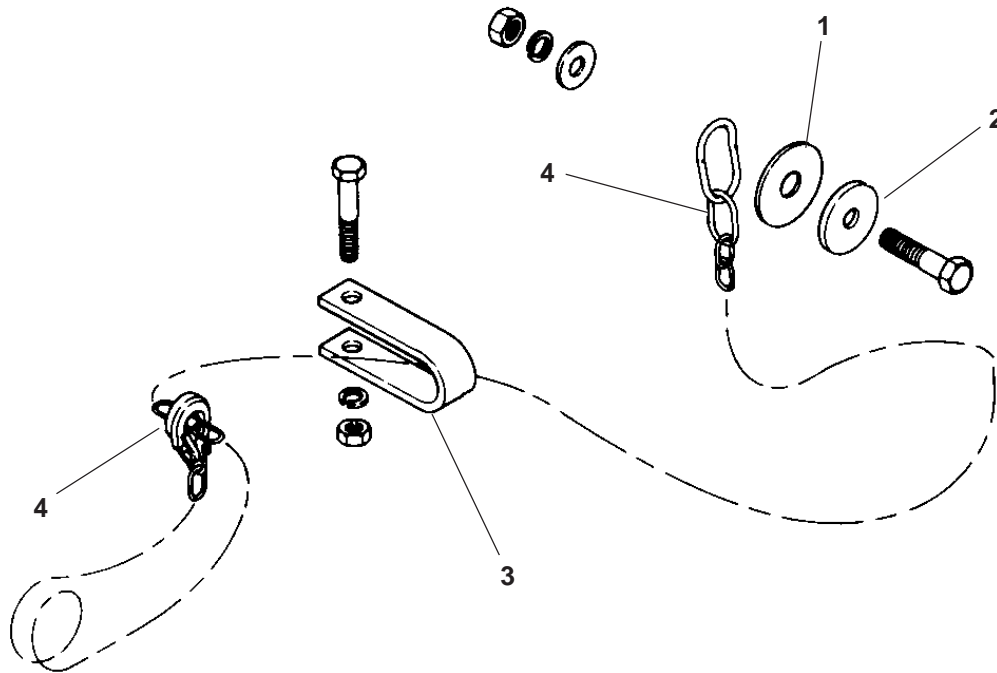


## 309, 312, 315 & 322 – ACCESSORIES – SPLASH GUARDS & SIDE RAILS

Ref. No.	Part No.	Description	Quantity			
			309	312	315	322
<b>AFTER SERIAL NUMBER*</b>						
01	099979	SHIELD/SPLASH (RT FRONT OR LT REAR)	2	2	2	2
02	099980	SHIELD/SPLASH (LT FRONT OR RT REAR)	2	2	2	2
03	111345	SHIELD (64–5/8 LONG)	2	–	–	–
	110042	SHIELD (70–5/8 LONG)	–	2	–	–
	110052	SHIELD (75–3/16 LONG)	–	–	2	–
	111346	SHIELD (85–7/8 LONG)	–	–	–	2
	650490	CS 3/8X1 (N, L, 24P)	12	12	12	12
04	112118	RAIL 2–1/2 X 3–1/2 X 118–3/4	2	–	–	–
	112133	RAIL 2–1/2 X 3–1/2 X 137–1/2	–	2	–	–
	112137	RAIL 2–1/2 X 3–1/2 X 164	–	–	2	2
	650540	CB 3/8X3–1/2 (N, P, L)	8	8	8	8
<b>BEFORE SERIAL NUMBER*</b>						
01	080110	SHIELD/SPLASH (RT FRONT OR LT REAR)	2	2	2	2
02	080111	SHIELD/SPLASH (LT FRONT OR RT REAR)	2	2	2	2
03	080112	SHIELD (59–3/4 LONG)	2	–	–	–
	081747	SHIELD (66–1/4 LONG)	–	2	–	–
	080883	SHIELD (67–1/4 LONG)	–	–	2	–
	081748	SHIELD (79–1/2 LONG)	–	–	–	2
	650490	CS 3/8X1 (N, L, 24P)	12	12	12	12
04	112118	RAIL 2–1/2 X 3–1/2 X 118–3/4	2	–	–	–
	112133	RAIL 2–1/2 X 3–1/2 X 137–1/2	–	2	–	–
	112137	RAIL 2–1/2 X 3–1/2 X 164	–	–	2	2
	650540	CB 3/8X3–1/2 (N, P, L)	8	8	8	8

\* For Serial Number Breaks, see illustrations on previous page.

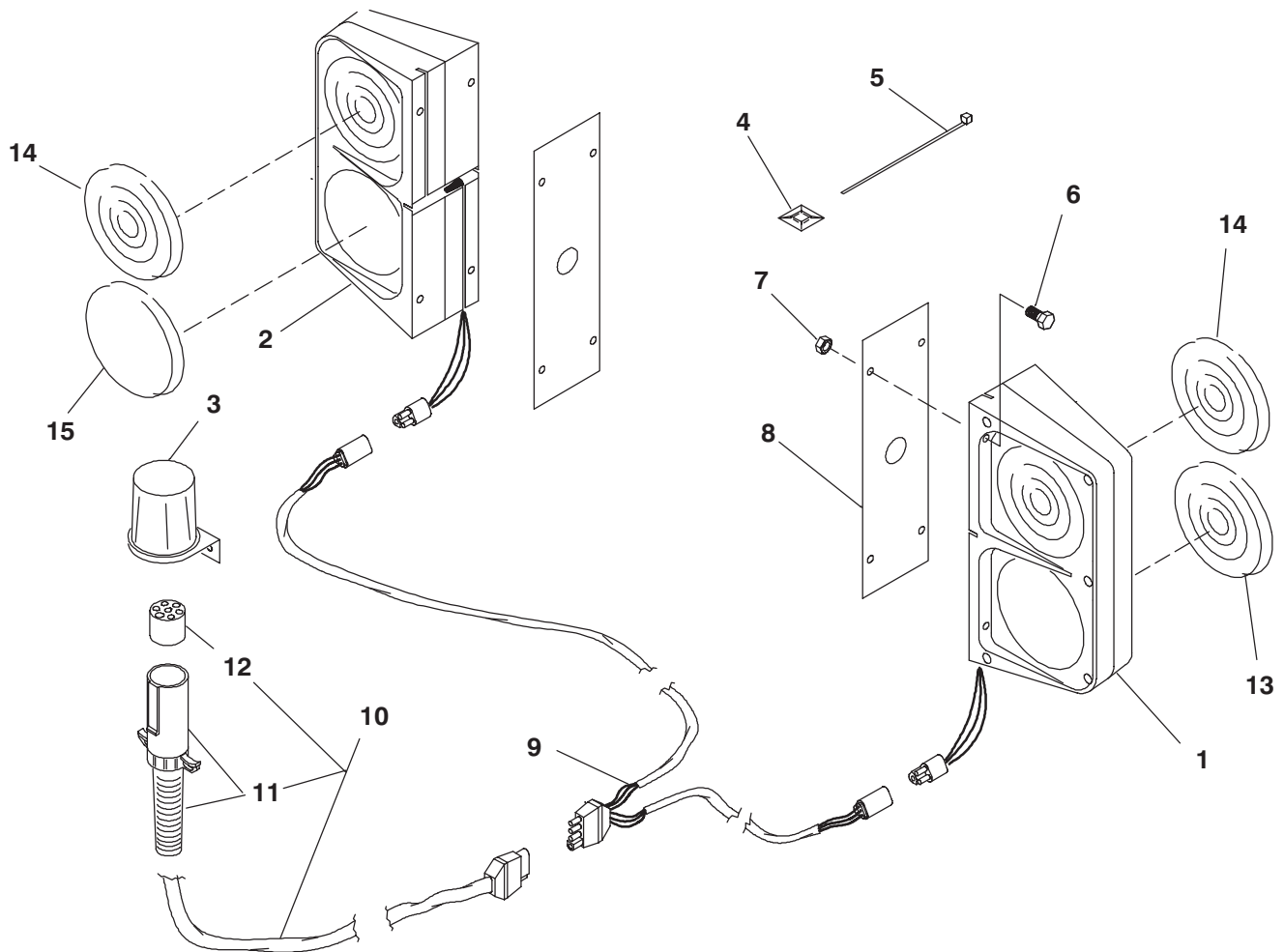
## 309, 312, 315 & 322 – ACCESSORIES – SAFETY CHAINS



Ref. No.	Part No.	Description	Quantity			
			309	312	315	322
<b>803098 Safety Chain</b>						
00	803098	CHAIN/SAFETY 20,000 LB CONSISTS OF:	1	1	1	–
01	043912	WASHER	1	1	1	–
02	069076	WASHER	1	1	1	–
	650172	CS 3/4X3–1/4 (N, L, P)	1	1	1	–
03	080894	CLEVIS	1	1	1	–
03	080894	CLEVIS	1	1	1	–
	650695	CS 5/8X3–1/2 (N, L)	1	1	1	–
04	080893	CHAIN/SAFETY ASSY	1	1	1	–
<b>803099 Safety Chain</b>						
00	803099	CHAIN/SAFETY 30,000 LB	–	–	–	1
01	043912	WASHER	–	–	–	1
02	069076	WASHER	–	–	–	1
	650172	CS 3/4X3–1/4 (N, L, P)	–	–	–	1
03	080894	CLEVIS	–	–	–	1
	650695	CS 5/8X3–1/2 (HN, L)	–	–	–	1
04	080895	CHAIN/SAFETY ASSY	–	–	–	1

# 309, 312, 315 & 322 – ACCESSORIES – TRANSPORT LIGHTING KITS

## Lighting Kits



Ref. No.	Part No.	Description	Quantity			
			309	312	315	322
01	112884	LIGHT/TRANSPORT LT	1	1	1	1
02	112885	LIGHT/TRANSPORT RT	1	1	1	1
03	112886	HOLDER	1	1	1	1
04	125946	BASE/MOUNTING	8	8	8	8
05	055648	TIE/WIRE	8	8	8	8
06	650426	CS 1/4X1-1/4	8	8	8	8
07	071401	NUT/NYLON INSERT LOCK 1/4	8	8	8	8
08	112706	SUPPORT/LIGHT (TEMPLATE)	2	2	2	2
09	112893	HARNESS/"Y"	1	1	1	1
10	112892	HARNESS/PRIMARY (INCL REF. 11 & 12)	1	1	—	—
	112890	HARNESS/PRIMARY (INCL REF. 11 & 12)	—	—	1	1
11	112917	HOUSING/PLUG W/CABLE PROTECTOR	1	1	1	1
12	112897	SOCKET/7-POLE	4	4	4	4
13	112884	LENS/RED (BOTTOM REAR)	2	2	2	2
14	112914	LENS/AMBER (TOP FRONT & REAR)	4	4	4	4
15	112916	BEZEL/BLANK (BOTTOM FRONT)	2	2	2	2

# 309, 312, 315 & 322 – NUMERICAL INDEX

Part No.	Page No.	Ref. No.	Part No.	Page No.	Ref. No.	Part No.	Page No.	Ref. No.	Part No.	Page No.	Ref. No.
H7119	05	06	003940	61	10	043912	66	01	065247	33	02
H7710	15	16	003943	35	05	045171	13	03	066172	07	30
H8352A	07	07	003943	37	05	045327	27	14	066172	09	02
H8352A	09	07	003943	43	05	045327	33	04	066172	11	02
H8352A	11	07	003943	45	05	045581	35	09	066172	13	33
220-10238	00	02	003943	47	06	045581	37	09	066717	39	05
220-10238	21	02	003943	55	29	045581	39	09	066717	41	05
B11069	55	09	003943	57	29	045581	41	22	068642	21	09
B11069	57	09	003943	59	37	045581	43	09	068642	23	09
B11069	58	04	003943	60	03	045581	45	22	068938	17	02
R13216	13	08	004375	35	06	045581	47	02	069076	66	02
C14036	05	09	004375	37	06	045882	33	08	070856	63	14
S 16174	07	05	004375	43	06	045883	33	09	071401	67	07
S 16174	09	05	004375	45	06	045884	33	07	071706	37	10
S 16174	11	05	004375	47	11	048728	13	31	071706	39	10
S 16174	13	15	004375	55	24	051904	05	11	071706	41	09
003937	35	01	004375	57	24	054117	33	05	071706	43	10
003937	37	01	004375	59	32	054586	21	06	071706	45	09
003937	43	01	004375	61	08	054586	23	06	072901	63	15
003937	45	01	008407	33	09	055021	17	20	073788	52	05
003937	47	09	009999	50	01	055021	19	03	073788	53	05
003938	35	02	018453	17	24	055648	67	05	074090	63	05
003938	37	02	018453	19	11	055897	17	03	075274	21	10
003938	43	02	018453	63	14	055903	11	16	075274	23	10
003938	45	02	041802	35	05	056061	55	12	075274	55	01
003938	47	04	042162	35	07	056061	57	12	075274	57	01
003938	55	32	042162	37	07	056061	59	19	075274	59	10
003938	57	32	042162	43	07	056230	05	14	075274	61	21
003938	59	40	042162	45	07	056230	13	20	076082	05	07
003938	60	01	042162	47	08	057655	63	17	076085	07	18
003939	35	03	042162	55	27	057864	21	12	076085	09	16
003939	37	03	042162	57	27	058421	35	02	076085	11	13
003939	43	03	042162	59	35	058421	39	02	076099	17	06
003939	45	03	042162	61	05	058421	41	02	076099	19	06
003939	47	13	042163	35	08	058579	05	10	076513	17	17
003939	55	21	042163	37	08	058579	05	12	076513	19	17
003939	57	21	042163	43	08	058579	05	12	077836	48	07
003939	59	29	042163	45	08	058615	07	19	077838	48	05
003940	35	04	042163	47	07	059272	21	07	077969	63	16
003940	37	04	042163	55	28	059272	23	07	078580	21	08
003940	43	04	042163	57	28	059721	58	05	078580	23	08
003940	45	04	042163	59	36	059743	21	18	078657	35	10
003940	47	12	042163	61	04	059743	23	18	078657	37	11
003940	55	22	042618	63	16	061276	48	01	078657	39	11
003940	57	22	042893	33	08	062815	48	01	078657	39	11
003940	59	30	043912	66	01	062815	07	15	078657	41	10
						062815	09	15	078657	43	11
						064673	63	11	078657	45	10

## 309, 312, 315 & 322 – NUMERICAL INDEX

Part No.	Page No.	Ref. No.	Part No.	Page No.	Ref. No.	Part No.	Page No.	Ref. No.	Part No.	Page No.	Ref. No.
078657	47	10	080617	07	04	080654	11	21	081464	48	00
078657	55	25	080617	07	27	080654	13	12	081464	48	00
078657	57	25	080617	09	04	080655	07	24	081465	48	03
078657	59	33	080617	11	04	080655	09	23	081498	07	06
078657	61	09	080617	13	32	080655	11	20	081498	09	06
079098	17	12	080618	07	23	080656	13	18	081498	11	06
079152	35	11	080618	09	21	080658	07	21	081500	07	07
079152	37	12	080618	11	18	080658	09	18	081500	09	07
079152	39	12	080620	11	11	080658	11	15	081500	11	07
079152	41	11	080622	23	13	080659	13	17	081501	07	05
079152	43	12	080623	23	20	080661	35	15	081501	09	05
079152	45	11	080624	23	16	080662	35	16	081501	11	05
079152	47	01	080626	15	21	080671	15	19	081502	33	16
079152	55	26	080627	14	03	080674	15	18	081505	33	19
079152	57	26	080628	14	04	080675	17	01	081506	33	01
079152	59	34	080629	17	05	080675	19	01	081507	33	18
079152	61	06	080629	19	05	080676	15	18	081508	33	17
080110	65	01	080630	13	22	080883	65	03	081509	33	14
080111	65	02	080633	21	04	080893	66	04	081510	33	11
080112	65	03	080633	23	04	080894	66	03	081534	41	16
080233	13	19	080634	11	14	080895	66	04	081655	07	13
080290	50	03	080635	14	01	081000	19	13	081655	09	12
080305	07	09	080636	23	01	081005	19	13	081696	41	13
080305	09	09	080636	23	12	081087	23	15	081696	59	46
080305	11	09	080637	15	22	081147	33	19	081741	15	19
080390	06	01	080638	15	12	081148	33	01	081742	15	19
080390	09	01	080639	15	08	081149	33	18	081747	65	03
080390	11	01	080640	48	00	081150	33	17	081748	65	03
080394	06	01	080644	07	06	081151	33	16	081954	21	18
080394	09	01	080644	09	06	081153	33	11	081954	23	18
080394	11	01	080644	11	06	081154	33	05	081997	15	22
080441	48	03	080645	07	03	081156	33	02	082007	23	01
080604	15	09	080645	09	03	081174	19	09	082008	23	05
080605	15	10	080645	11	03	081175	19	08	082010	14	03
080609	15	06	080645	13	11	081176	19	16	082011	14	04
080611	15	07	080646	07	17	081177	19	18	082012	21	17
080614	07	26	080646	09	22	081177	19	18	082012	23	17
080614	09	24	080646	11	19	081280	39	22	082016	15	06
080614	11	23	080647	15	19	081280	41	17	082017	11	11
080615	07	04	080648	23	14	081363	33	10	082020	13	26
080615	09	04	080649	19	07	081423	14	01	082023	13	29
080615	11	04	080649	51	00	081424	19	13	082024	13	29
080616	07	26	080653	19	04	081425	11	11	082027	21	19
080616	09	24	080653	52	00	081446	33	14	082027	23	19
080616	11	23	080654	07	28	081462	48	02	082027	49	00
080616	13	05	080654	09	25	081464	21	19	082224	41	14
						081464	23	19	082227	41	15

# 309, 312, 315 & 322 – NUMERICAL INDEX

Part No.	Page No.	Ref. No.	Part No.	Page No.	Ref. No.	Part No.	Page No.	Ref. No.	Part No.	Page No.	Ref. No.
082235	11	11	083664	11	14	086902	29	22	086961	29	12
082238	11	14	083666	05	03	086902	31	22	086961	31	12
082251	47	15	083667	05	12	086904	29	11	086962	31	27
082257	11	15	083669	13	01	086905	29	12	086963	31	11
082262	11	08	083670	07	14	086906	29	19	086966	29	09
082263	13	14	083670	09	14	086907	29	17	086966	31	09
082264	11	15	083672	07	12	086908	29	14	086967	29	07
082265	11	08	083672	09	13	086910	29	24	086967	31	07
082271	14	01	083674	07	10	086911	29	25	086968	29	04
082277	13	28	083674	09	10	086913	29	21	086968	31	04
082278	13	28	083678	07	11	086914	29	09	086969	29	05
082408	47	14	083678	09	11	086916	29	04	086969	31	05
082489	11	09	083678	11	12	086917	29	07	086970	31	03
082644	49	10	083680	07	08	086918	29	05	086972	27	01
082645	49	04	083680	09	08	086919	29	03	087052	07	24
082647	49	06	083681	14	05	086921	29	10	087052	09	23
082649	49	02	083703	29	26	086921	31	10	087054	05	13
082650	49	01	083703	31	26	086922	29	20	087107	17	14
082651	49	15	083704	29	01	086922	31	20	088485	39	13
082652	49	14	084200	29	26	086923	29	02	088485	41	13
082653	49	13	084201	29	01	086923	31	02	088485	43	13
082654	49	12	084240	27	03	086925	25	04	088485	45	13
082655	49	11	084241	27	05	086932	25	12	088749	15	11
082656	49	09	084248	27	03	086934	25	13	088818	27	02
082657	49	08	084403	25	11	086935	25	07	088904	17	11
082658	49	07	084404	25	01	086936	25	10	089676	51	02
082659	49	05	084405	27	11	086936	29	19	089677	51	04
082660	49	03	084406	27	01	086938	25	03	089678	51	03
082771	11	08	084601	13	02	086939	31	19	089679	51	05
083093	47	15	084603	13	37	086940	29	17	089680	51	01
083093	47	18	084604	23	02	086940	31	17	089681	51	06
083100	35	01	084763	19	14	086943	29	16	089682	51	07
083100	39	01	084763	51	00	086943	31	16	089683	51	02
083100	41	01	084788	23	03	086944	29	03	089684	51	04
083109	61	11	084793	23	11	086945	29	21	089685	51	03
083231	63	12	084797	07	08	086945	31	21	089686	51	01
083250	63	20	084797	09	08	086945	31	21	089687	52	06
083643	13	21	084797	11	08	086947	29	14	089687	52	06
083647	50	02	084798	13	17	086947	31	14	089688	52	07
083649	23	03	084799	13	18	086949	29	11	089688	52	07
083655	23	11	084801	07	21	086949	29	11	089689	52	02
083658	13	24	084801	09	18	086950	29	25	089689	53	02
083661	05	15	084802	07	14	086950	31	25	089690	52	04
083663	15	17	084804	15	13	086950	31	25	089690	53	04
083664	07	16	084810	15	13	086952	27	12	089691	53	03
083664	09	17	086901	29	16	086953	27	13	089693	52	01
						086958	27	07	089693	53	01
						086959	27	10	089727	51	06
						086960	31	01	090033	53	01

## 309, 312, 315 & 322 – NUMERICAL INDEX

Part No.	Page No.	Ref. No.	Part No.	Page No.	Ref. No.	Part No.	Page No.	Ref. No.	Part No.	Page No.	Ref. No.
090498	19	07	094328	39	18	110003	15	23	112443	35	17
090498	19	14	094328	43	18	110004	21	03	112443	37	13
090498	51	00	094328	59	43	110007	21	11	112443	39	21
090499	15	09	094474	13	19	110009	21	01	112443	41	21
090502	15	08	094477	39	14	110010	21	05	112443	43	21
090503	15	07	094478	39	15	110013	17	22	112443	45	21
090509	15	12	094545	59	21	110014	13	10	112443	47	03
090510	51	07	094546	59	21	110016	05	08	112444	35	17
090511	51	06	094550	13	21	110020	13	06	112444	37	13
090558	13	12	094807	14	02	110021	07	32	112444	39	21
090558	13	34	095026	06	02	110022	05	04	112444	41	21
090585	15	14	095026	13	16	110023	05	05	112444	43	21
090895	25	06	095130	25	09	110029	07	25	112444	45	21
090895	27	06	095130	33	12	110031	21	13	112444	47	03
091167	25	02	095132	27	09	110032	21	14	112445	35	17
091444	29	15	095146	52	00	110033	21	17	112445	37	13
091444	31	15	095146	63	04	110033	23	17	112445	39	21
092587	63	01	095166	27	04	110035	17	04	112445	41	21
092593	63	06	095166	33	03	110035	52	00	112445	43	21
092803	63	08	097286	15	15	110036	17	07	112445	45	21
092804	63	07	097304	17	16	110036	51	00	112445	47	03
092805	63	10	097305	17	18	110037	17	09	112706	67	08
092806	63	18	097307	17	21	110037	17	09	112884	67	01
092808	63	02	097326	39	19	110038	17	08	112884	67	13
092808	63	02	097326	39	19	110039	17	19	112885	67	02
092809	63	03	097326	41	16	110039	51	00	112885	67	02
092810	63	09	097326	43	19	110039	51	00	112886	67	03
092811	63	09	097326	45	16	110042	65	03	112890	67	10
092812	63	05	097326	59	44	110050	50	01	112892	67	10
092812	63	05	097326	59	44	110051	17	22	112892	67	10
092813	63	13	097331	55	10	110051	17	22	112893	67	09
092813	63	13	097331	55	10	110052	65	03	112897	67	12
092814	63	21	097331	57	10	110061	50	04	112897	67	12
094142	25	15	097331	59	15	110061	50	04	112914	67	14
094142	25	15	097331	59	15	110063	50	01	112916	67	15
094242	07	10	097415	55	23	110063	50	01	112917	67	11
094242	09	10	097415	57	23	110448	17	23	112917	67	11
094243	15	13	097415	59	31	110450	17	07	113034	13	25
094253	21	13	097415	61	07	110450	17	19	113247	55	33
094253	21	13	097415	61	07	110450	17	19	113247	55	33
094275	39	16	098088	15	10	110450	51	00	113247	57	35
094275	39	16	098088	15	10	111341	15	09	113247	59	47
094275	43	16	098369	61	32	111342	21	01	113247	59	47
094275	43	16	098369	61	32	111342	21	01	113247	61	47
094275	59	45	098400	39	20	111345	65	03	113247	61	47
094275	59	45	098400	39	20	111345	65	03	115410	55	11
094283	48	06	098400	43	20	111346	65	03	115410	55	11
094283	48	06	098400	43	20	111346	65	03	115410	57	11
094286	43	14	098400	59	41	112118	65	04	115410	57	11
094286	43	14	098400	59	41	112118	65	04	115410	59	16
094287	43	15	098843	21	03	112133	65	04	115410	59	16
094287	43	15	098843	21	03	112133	65	04	115411	55	08
094288	39	17	098846	21	11	112137	65	04	115411	55	08
094288	39	17	098846	21	11	112137	65	04	115411	57	08
094288	43	17	099979	65	01	112208	55	34	115411	57	08
094288	43	17	099979	65	01	112208	55	34	115411	59	14
094288	59	23	099980	65	02	112208	57	34	115411	59	14
094288	59	23	099980	65	02	112208	57	34	115412	55	07
094288	59	42	110000	15	07	112208	59	48	115412	55	07
094288	59	42	110000	15	07	112208	59	48	115412	57	07
094292	14	02	110002	15	09	112208	61	48	115412	57	07
094292	14	02	110002	15	09	112208	61	48	115412	59	13

# 309, 312, 315 & 322 – NUMERICAL INDEX

Part No.	Page No.	Ref. No.	Part No.	Page No.	Ref. No.	Part No.	Page No.	Ref. No.	Part No.	Page No.	Ref. No.
115414	55	14	118741	37	14	520195	13	07	606065	09	09
115414	57	14	119257	17	10	520201	35	08	606065	11	09
115414	59	18	119258	17	15	520201	39	08	606067	07	33
115415	57	06	119692	17	13	520201	41	08	606067	09	27
115415	59	12	119693	17	13	520213	35	06	606067	11	10
115416	55	04	119694	17	13	520213	39	06	606086	52	00
115416	57	04	119801	07	31	520213	41	06	606086	63	04
115416	59	07	119801	13	36	520214	35	04	606112	61	34
115416	59	08	124226	15	14	520214	39	04	606113	55	20
115417	59	09	124506	35	15	520214	41	04	606113	57	20
115418	58	06	124507	35	16	570002	07	14	606113	59	27
115420	58	03	124773	07	20	570002	09	14	606113	61	12
115421	55	18	124773	09	20	570002	11	11	606118	61	33
115421	57	18	124773	11	17	570002	13	08	606119	61	28
115421	59	28	125874	33	06	570002	15	09	606123	61	19
115422	55	18	125946	67	04	570002	33	05	606124	58	02
115422	57	18	126339	05	01	570002	39	24	606124	61	23
115422	59	28	126342	05	02	570002	41	18	606125	61	26
115424	59	20	126735	48	04	570002	43	24	606127	61	13
115428	35	13	128015	07	26	570002	45	18	606128	61	13
115428	43	22	128015	09	24	570002	47	15	606129	61	22
115428	45	17	128015	11	23	570002	47	18	606130	55	02
115428	55	17	128015	13	35	570002	61	15	606130	57	02
115429	57	03	128372	52	03	570005	05	05	606130	59	11
115430	57	05	141779	25	05	570005	07	04	606130	61	21
115452	59	22	500160	07	22	570005	07	27	606142	47	17
115475	35	14	500160	09	19	570005	09	04	606142	61	17
115475	43	23	500160	11	16	570005	11	04	606170	61	25
115478	45	14	500160	13	23	570005	13	14	606171	61	20
115479	45	15	500195	13	30	570005	13	32	606172	61	18
115503	55	13	510100	25	08	570005	15	13	606173	61	24
115503	57	13	510100	27	08	570009	33	04	606174	61	27
115503	59	17	510100	33	13	570012	15	14	606256	61	14
115504	58	01	510114	25	14	580049	19	02	606730	47	16
115653	57	33	510114	33	04	580052	61	31	606730	61	16
115685	55	06	510215	33	15	580052	63	19	607185	61	30
115686	55	05	510233	27	15	580058	19	12	607186	61	35
115687	55	03	520054	35	07	604328	19	12	607187	61	15
115754	17	22	520054	39	07	604328	35	03	610482	29	08
116786	21	16	520054	41	07	604328	39	03	610707	29	24
116787	21	15	520132	13	27	604725	41	03	610707	31	24
117509	57	17	520147	07	29	604725	29	13	610710	29	08
117915	48	02	520147	09	26	604725	31	13	610710	31	08
117916	48	03	520147	11	22	604728	29	18	610732	29	23
117917	48	04	520147	13	13	604728	31	18	610741	29	23
117918	48	05	520194	13	09	604770	29	13	610741	31	23
						606065	07	09	612386	29	06

## 309, 312, 315 & 322 – NUMERICAL INDEX

Part No.	Page No.	Ref. No.	Part No.	Page No.	Ref. No.	Part No.	Page No.	Ref. No.	Part No.	Page No.	Ref. No.
612386	31	06	650492	07	16	650882	61	16	655006	23	01
650172	66	02	650492	09	17	650896	15	11	655006	23	12
650172	66	02	650492	11	14	650933	35	18	655020	07	17
650201	07	05	650495	13	24	650933	37	16	655020	07	23
650201	07	24	650497	37	15	650933	43	26	655020	07	26
650201	09	05	650497	39	25	650933	45	20	655020	09	21
650201	09	23	650497	41	19	650933	47	05	655020	09	22
650201	11	05	650497	43	25	650933	55	31	655020	09	24
650201	11	20	650497	45	19	650933	57	31	655020	11	18
650201	13	15	650497	57	33	650933	59	39	655020	11	23
650201	13	18	650497	59	21	650933	60	02	655020	13	36
650201	13	28	650526	63	08	650934	58	01	655020	63	09
650212	07	05	650528	19	11	650953	21	06	655020	63	09
650212	09	05	650533	15	23	650953	23	06	655024	35	12
650212	11	05	650540	65	04	651011	55	19	655024	37	17
650231	13	01	650540	65	04	651011	57	19	655024	39	23
650231	33	18	650545	15	06	651011	59	26	655024	41	12
650426	67	06	650548	23	15	651011	61	12	655024	43	27
650453	13	19	650569	13	08	651069	15	20	655024	45	12
650486	55	13	650569	47	16	651069	63	02	655024	47	14
650486	55	14	650647	07	20	651069	63	03	655024	55	30
650486	57	13	650647	09	20	651075	06	01	655024	57	30
650486	57	14	650647	11	17	651075	09	01	655024	59	38
650486	59	17	650647	21	17	651075	11	01	655024	60	02
650486	59	18	650647	23	17	651100	13	19	655048	14	01
650487	14	05	650650	13	34	652142	48	06	655048	15	22
650487	21	03	650654	61	13	653005	48	07	655048	35	12
650487	23	02	650692	17	12	653019	55	15	660009	19	10
650487	23	03	650695	66	03	653019	57	15	660044	61	29
650487	23	13	650815	21	06	653019	59	24	660079	19	15
650487	57	04	650815	23	14	653102	39	26	803065	60	00
650487	59	08	650844	15	16	653102	41	20	803098	66	00
650490	21	14	650867	07	32	654030	55	16	803099	66	00
650490	21	16	650878	17	17	654030	57	16	900084	13	04
650490	65	03	650878	19	17	654030	59	25	901605	33	10
650490	65	03	650882	47	16						

# Index

## A

### Accessories

#### Brakes

- Model 309 (Export), 54
- Model 312 (Export), 56
- Model 315 (Export), 58
- Model 322, 60

#### Hydraulic lid, 62

#### Safety chains, 66

#### Side rails, 64

#### Splash guards, 64

#### Transport lighting kits, 67

### Auger

#### Assembly, 50

#### Drive, 6, 8, 10

#### Slides & mounting, 14

### Axle

#### Model 309 w/brakes (Export), 54

#### Model 309 w/o brakes, 34

#### Model 312 single w/o brakes, 36

#### Model 312 tandem w/o brakes, 38, 40

#### Model 312 w/brakes (Export), 56

#### Model 315 tandem w/o brakes, 42, 44

#### Model 315 w/brakes (Export), 58

#### Model 322 tandem w/o brakes, 46

#### Model 322 w/brakes, 60

## B

### Bearings, Input shaft, 4

### Brakes, hydraulic, Accessory

#### Model 309 (Export), 54

#### Model 312 (Export), 56

#### Model 315 (Export), 58

#### Model 322, 60

## C

### Chains & sprockets

#### Auger drive, 6, 8, 10

#### Expeller drive, 12

### Chains, safety, 66

### Components

#### Auger, 50

#### Auger cylinder, 51

#### Gate cylinder, 52

#### Hydraulic lid cylinder, 53

#### Jack

##### Model 322, 49

##### Models 309, 312 & 315, 48

### Cylinder

#### Auger

##### Assembled, 16, 18

##### Components, 51

#### Gate

##### Assembled, 16, 18

##### Components, 52

#### Hydraulic lid

##### Assembled, 62

##### Components, 53

### Cylinders, 17, 19

## D

### Decal Application, 2

### Decal Set and list, 2

### Drive

#### Auger, 6, 8, 10

#### Expeller, 12

#### Drive shields, 20, 22

## E

### Expeller

#### Drive, 12

#### Pan, 14

## G

### Gate, discharge, 14

### Guards, drive, 20, 22

## H

### Hitch, 20, 22

### Hubs & Wheels

#### Model 309 w/brakes, 54

#### Model 309 w/o brakes, 34

#### Model 312 single w/o brakes, 36

#### Model 312 tandem w/o brakes, 38, 40

#### Model 312 w/brakes, 56

#### Model 315 tandem w/o brakes, 42, 44

#### Model 315 w/brakes, 58

#### Model 322 w/brakes, 60

### Hydraulic brakes accessory. *See* Brakes, hydraulic or Accessories, brakes

### Hydraulic components, 16, 17, 18, 19

### Hydraulic cylinder. *See* Cylinder

### Hydraulic hoses & lines, 16

### Hydraulic lid, Accessory, 62

## I

### Input shaft, 4

# Index

## J

Jack  
  Assembly, 20, 22  
  Components  
    Model 322, 49  
    Models 309, 312 & 315, 48

## K

Kit, Jack repair, 48

## L

Lid, hydraulic, 62  
Lights, Transport, 67  
Liners, 14

## P

Paint Notice, 2  
Pan, expeller, 14  
PTO  
  Walterscheid, 26, 28, 30  
  Weasler w/o shear device, 24, 27  
  Weasler w/shear device, 32  
PTO Shield, 4

## S

Safety chains, 66  
Shaft, Input, 4  
Shield, PTO, 4  
Side rails, 64  
Splash guards, 64  
Sprockets & chains  
  Auger drive, 6, 8, 10  
  Expeller drive, 12

## W




Wheels & Hubs  
  Model 309 w/o brakes, 34  
  Model 312 single w/o brakes, 36  
  Model 312 tandem w/o brakes, 38, 40  
  Model 315 tandem w/o brakes, 44  
  Model 322 tandem w/o brakes, 46  
  Model 309 w/brakes, 54  
  Model 312 w/brakes, 56  
  Model 315 tandem w/o brakes, 42  
  Model 315 w/brakes, 58  
  Model 322 w/brakes, 60

# NOTES

# TORQUE SPECIFICATIONS

**NOTE:** Use these torque values when tightening **GEHL** hardware (excluding: Locknuts and Self-tapping, Thread Forming and Sheet Metal Screws) unless specified otherwise.

All torque values are in Lb-Ft except those marked with an \* which are Lb-In  
(For metric torque value Nm, multiply Lb-Ft value by 1.355 or Lb-In value by 0.113)

Unified National Thread	Grade 2 		Grade 5 		Grade 8 	
	Dry	Lubed	Dry	Lubed	Dry	Lubed
8-32	19*	14*	30*	22*	41*	31*
8-36	20*	15*	31*	23*	43*	32*
10-24	27*	21*	43*	32*	60*	45*
10-32	31*	23*	49*	36*	68*	51*
1/4-20	66*	50*	9	75*	12	9
1/4-28	76*	56*	10	86*	14	10
5/16-18	11	9	17	13	25	18
5/16-24	12		19	14		20
3/8-16	20	15	30	23	45	35
3/8-24	23	17	35	25	50	
7/16-14	32	24	50	35	70	55
7/16-20	36	27	55	40	80	60
1/2-13	50	35	75	55	110	80
1/2-20	55	40	90	65	120	90
9/16-12	70	55	110	80	150	110
9/16-18	80	60	120	90	170	130
5/8-11	100	75	150	110	220	170
5/8-18	110	85	180	130	240	180
3/4-10	175	130	260	200	380	280
3/4-16	200	150	300	220	420	320
7/8-9	170	125	430	320	600	460
7/8-14	180	140	470	360	660	500
1-8	250	190	640	480	900	680
1-14	270	210	710	530	1000	740

## Attaching Hardware Table

Size & Description	Part Number	Size & Description	Part Number	Size & Description	Part Number	Size & Description	Part Number
#10 L	650549	3/8 FLN	070856	1/2 FLN	081374	5/8 LN	067823
#10-24 N	650550	3/8 JN	653038	1/2 L	654030	5/8 N	653021
1/4 LN	071401	3/8 L	654026	1/2 LN	071706	5/8 P	654012
5/16 JN	653034	3/8 LN	071403	1/2 N	653018	3/4 L	654034
5/16 L	654024	3/8 N	653010	1/2 NF-N	653019	3/4 LN	064331
5/16 LN	071701	3/8 P	654006	1/2 NILN	068034	3/4 N	653026
5/16 N	653007	7/16 L	654028	1/2 P	654009	3/4 P	654014
5/16 P	654004	7/16 N	653015	5/8 L	654032	1 P	654016

# **GEHL**®

**Gehl Company** 143 Water Street, P.O. Box 179, West Bend, WI 53095-0179